



**Natural gas.
Energy for today and
generations to come.**

Natural gas is the smart energy choice because it's affordable, reliable, and reduces your home's environmental footprint.

Account Summary
Billing Date: 12/23/24

Previous Balance	145.97
Payment(s)	-145.97
Current Charges	145.97

Total Amount Due **\$145.97**
(see reverse for billing details)

Important Messages from Your Natural Gas Company
This month's bill may include a WNA (Weather Normalization Adjustment) surcharge or credit. This is a seasonal adjustment that is a credit when the weather is colder than normal or a surcharge when the weather is warmer than normal. To learn more visit atmosenergy.com/mybill.

CUSTOMER CHARGE EXPLANATION
The customer charge on your bill reflects a basic charge of \$43.50, a Conservation and Energy Efficiency surcharge of \$0.00, a 2018 GRIP surcharge of \$8.74, a 2019 GRIP surcharge of \$14.54, a 2020 GRIP surcharge of \$14.48, a 2021 GRIP surcharge of \$16.47, a 2022 GRIP surcharge of \$16.63, and a 2023 GRIP surcharge of \$22.32, for a net customer charge of \$136.68. The Gas Reliability Infrastructure Programs Surcharge (GRIP) is a surcharge to recover the costs of utility plant projects that have been completed since the last rate case pursuant to Texas Utilities Code Sec. 104.301. This surcharge will appear on your bill until it is rolled into regular rates following the next rate case. For more information about your bill, visit atmosenergy.com/bill.

Go paperless with E-Bill and sign up for other billing and payment options at www.atmosenergy.com.

For instructions on reading your Atmos Energy bill, please visit www.atmosenergy.com/yourbill.

CONTACT US:
Emergency Phone 24/7: 1-866-322-8667
Customer Service M-F 7am - 6pm CST:
1-888-286-6700

Scan Here



To Make a Payment

YOUR RIGHTS AS A CUSTOMER

The information is provided at no charge. You may also write to:
Gas Services Division
Railroad Commission of Texas
P.O. Box Drawer 12967
Austin, TX 78711

For a free copy of our Service Guidelines/Your Rights as a Customer, call our Customer Contact Center toll-free at 888.286.6700, or visit www.atmosenergy.com/TexasInfo.



Return this portion with your check or money order and include your account number. If paying in person, please bring the bill.

Account Number **Due Date** **Total Amount Due**
 01/07/2025 **\$145.97**



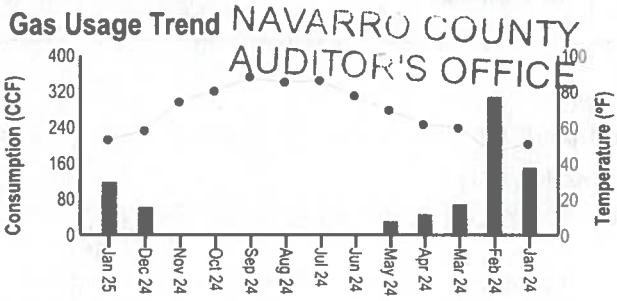
Amount Enclosed: \$ 145.97

To update your mailing address or donate to energy assistance check here and complete the form on the back.

NAVARRO CNTY COURT HSE
601 N 13TH ST STE 6
CORSICANA TX 75110-3015

ATMOS ENERGY
PO Box 740353
Cincinnati Ohio 45274-0353

JAN 24 2025



Account Summary
Billing Date: 1/7/25

Previous Balance	144.93
Payment(s)	-144.93
Current Charges	203.97

Total Amount Due \$203.97

(see reverse for billing details)

Important Messages from Your Natural Gas Company

BEWARE OF CARBON MONOXIDE

Carbon monoxide (CO) is an odorless, colorless and tasteless toxic gas produced by improperly working appliances and exhaust. To learn about CO safety, visit atmosenergy.com/COsafety.

CUSTOMER CHARGE EXPLANATION

The customer charge on your bill reflects a basic charge of \$81.75 and a Conservation and Energy Efficiency surcharge of \$0.00 for a net customer charge of \$81.75 For more information about your bill, visit atmosenergy.com/bill.

Go paperless with E-Bill and sign up for other billing and payment options at www.atmosenergy.com.

For instructions on reading your Atmos Energy bill, please visit www.atmosenergy.com/yourbill.

CONTACT US:
Emergency Phone 24/7: 1-866-322-8667
Customer Service M-F 7am - 6pm CST:
1-888-286-6700

Scan Here



To Make a Payment

SIGN UP FOR BUDGET BILLING

SO YOUR WINTER GAS BILLS ARE MORE PREDICTABLE

Go to the "Billing and Usage" tab in the Account Center to learn more and sign up for Budget Billing.



Return this portion with your check or money order and include your account number. If paying in person, please bring the bill.

Account Number	Due Date	Total Amount Due
	01/22/2025	\$203.97



Amount Enclosed: \$ 203.97

To update your mailing address or donate to energy assistance check here and complete the form on the back.

NAVARRO CO PREC # 2
601 N 13TH ST STE 6
CORSICANA TX 75110-3015

ATMOS ENERGY
PO Box 740353
Cincinnati Ohio 45274-0353



RECEIVED

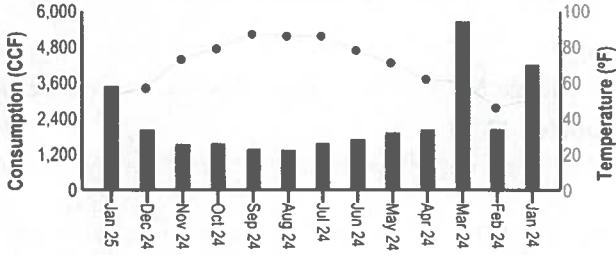
JAN 24 2025

Account Number:
Customer Name: NAVARRO COUNTY
Service Address: 312 W 2ND AVE
CORSICANA TX 75110-3004

DUE DATE **TOTAL DUE**
01/24/25 \$3550.31

NAVARRO COUNTY
AUDITOR'S OFFICE

Gas Usage Trend



Account Summary
Billing Date: 1/9/25

Previous Balance 2,036.17
Payment(s) -2,036.17
Current Charges 3,550.31

Total Amount Due **\$3550.31**

(see reverse for billing details)

Important Messages from Your Natural Gas Company

BEWARE OF CARBON MONOXIDE

Carbon monoxide (CO) is an odorless, colorless and tasteless toxic gas produced by improperly working appliances and exhaust. To learn about CO safety, visit atmosenergy.com/COsafety.

CUSTOMER CHARGE EXPLANATION

The customer charge on your bill reflects a basic charge of \$43.50, a Conservation and Energy Efficiency surcharge of \$0.00, a 2018 GRIP surcharge of \$8.74, a 2019 GRIP surcharge of \$14.54, a 2020 GRIP surcharge of \$14.48, a 2021 GRIP surcharge of \$16.47, a 2022 GRIP surcharge of \$16.63, and a 2023 GRIP surcharge of \$22.32, for a net customer charge of \$136.68. The Gas Reliability Infrastructure Programs Surcharge (GRIP) is a surcharge to recover the costs of utility plant projects that have been completed since the last rate case pursuant to Texas Utilities Code Sec. 104.301. This surcharge will appear on your bill until it is rolled into regular rates following the next rate case. For more information about your bill, visit atmosenergy.com/bill.

Go paperless with E-Bill and sign up for other billing and payment options at www.atmosenergy.com.

For instructions on reading your Atmos Energy bill, please visit www.atmosenergy.com/yourbill.

CONTACT US:
Emergency Phone 24/7: 1-866-322-8667
Customer Service M-F 7am - 6pm CST:
1-888-286-6700

Scan Here



To Make a Payment

SIGN UP FOR BUDGET BILLING

SO YOUR WINTER GAS BILLS ARE MORE PREDICTABLE

Go to the "Billing and Usage" tab in the Account Center to learn more and sign up for Budget Billing.

018500717850

Keep this portion for your records

Page 1 of 2



Return this portion with your check or money order and include your account number. If paying in person, please bring the bill.

Account Number **Due Date** **Total Amount Due**
 01/24/2025 \$3550.31



Amount Enclosed: \$ 3550.31



To update your mailing address or donate to energy assistance check here and complete the form on the back.

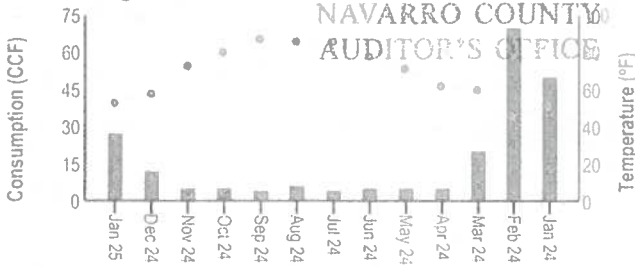
NAVARRO COUNTY
300 W 3RD AVE STE 4
CORSICANA TX 75110-4603

ATMOS ENERGY
PO Box 740353
Cincinnati Ohio 45274-0353

00000000000000000000000000800030438653240003550314

JAN 13 2025 *25 K*

Gas Usage Trend



Account Summary
Billing Date: 1/8/25

Previous Balance	157.19
Payment(s)	-157.19
Current Charges	172.30

Total Amount Due **\$172.30**
(see reverse for billing details)

Important Messages from Your Natural Gas Company

BEWARE OF CARBON MONOXIDE
Carbon monoxide (CO) is an odorless, colorless and tasteless toxic gas produced by improperly working appliances and exhaust. To learn about CO safety, visit atmosenergy.com/COsafety.
CUSTOMER CHARGE EXPLANATION

The customer charge on your bill reflects a basic charge of \$43.50, a Conservation and Energy Efficiency surcharge of \$0.00, a 2018 GRIP surcharge of \$8.74, a 2019 GRIP surcharge of \$14.54, a 2020 GRIP surcharge of \$14.48, a 2021 GRIP surcharge of \$16.47, a 2022 GRIP surcharge of \$16.63, and a 2023 GRIP surcharge of \$22.32, for a net customer charge of \$136.68. The Gas Reliability Infrastructure Programs Surcharge (GRIP) is a surcharge to recover the costs of utility plant projects that have been completed since the last rate case pursuant to Texas Utilities Code Sec. 104.301. This surcharge will appear on your bill until it is rolled into regular rates following the next rate case. For more information about your bill, visit atmosenergy.com/bill.

Go paperless with E-Bill and sign up for other billing and payment options at www.atmosenergy.com.

For instructions on reading your Atmos Energy bill, please visit www.atmosenergy.com/yourbill.

CONTACT US:
Emergency Phone 24/7: 1-866-322-8667
Customer Service M-F 7am - 6pm CST:
1-888-286-6700

Scan Here



To Make a Payment

SIGN UP FOR BUDGET BILLING
SO YOUR WINTER GAS BILLS ARE MORE PREDICTABLE
Go to the "Billing and Usage" tab in the Account Center to learn more and sign up for Budget Billing.



Return this portion with your check or money order and include your account number. If paying in person, please bring the bill.

Account Number	Due Date	Total Amount Due
	01/23/2025	\$172.30

Amount Enclosed: \$ 172.30

To update your mailing address or donate to energy assistance check here and complete the form on the back.

ATMOS ENERGY
PO Box 740353
Cincinnati Ohio 45274-0353



BXMAIL ATMOS 20250109_79684 a1p.039783
NAVARRO COUNTY
300 W 3RD AVE STE 4
CORSCIANA TX 75110-4603





Navarro County
 Invoice #: 2098428
 Account #:

Invoice Date: 1/3/2025
 Due Date: 2/2/2025
 Amount Due: \$18,330.23

Previous Balance: \$19,879.73

Shell Energy Solutions
 PUCT: 10174
 909 Fannin St
 Suite 3500
 Houston, TX 77010

Questions or Comments:
 Toll-free 877-238-5343
 AtYourService@shellenergy.com

E-mail:
 tgillen@navarrocounty.org,
 janderson@ameresco.com,
 mp2energy.commercial@is-t.net

For Outages/Emergencies Call:
 AEP 877-373-4858
 CenterPoint 800-332-7143
 Nueces 361-387-2581
 Oncor 888-313-4747
 Sharyland 800-442-8688
 TNMP 888-866-7456

Payment Arrangements and Payment Assistance: In the event that you anticipate having difficulty paying your invoice by the due date please contact us at 877-238-5343 or email us at AtYourService@shellenergy.com. You may be eligible for payment assistance/payment plan.

Current Charges:

Energy Charges	Quantity	Unit Price	Total
Energy Rate	176,361.00	0.05488	\$9,679.01
HGAC Fee	127,161.00	0.00045	\$57.23
ERCOT Contingency Reserve Service (ECRS)	185,223.00	0.00006	\$11.56
Firm Fuel Supply Service	185,223.00	0.00032	\$58.64
Market Securitization (Debt) Financing - Uplift	185,223.25	0.00062	\$114.56
Market Securitization (Debt) Financing - Default	50,727.00	0.00001	\$.50
Subtotal -- Energy Charges			\$9,921.50
TDU Delivery Charges			\$8,034.22
Taxes			\$374.51
Total Current Charges:			\$18,330.23

Payments: (\$19,879.73)
 Adjustments: \$.00
 Late Charges: \$.00
Total Due Now: \$18,330.23

RECEIVED

JAN 13 2025 VL

NAVARRO COUNTY
 AUDITOR'S OFFICE

Prev. Balance	New Charges	Payments	Adjustment	Late Charges	Amount Due	Due Date
\$19,879.73	\$18,330.23	(\$19,879.73)	\$.00	\$.00	\$18,330.23	02/02/2025



Shell Energy Solutions
 909 Fannin St Suite 3500
 Houston, TX 77010

Bill Payment Assistance Program

To support low income utility billing assistance check the box and fill in the desired amount

\$ _____

318128 SBATCHF 5



NAVARRO COUNTY
 300 W 3RD AVE STE 4
 CORSICANA TX 75110-4603



Please return this portion with your payment

Invoice Number:
 Account Number:
 Due Date: 2/2/2025
 Amount Due: \$18,330.23
Amount due after 2/2/2025: \$18,330.23
 Amount Enclosed: **\$18,330.23**

Please pay online at www.ShellEnergy.com,
 mail your check with this stub or pay via
 JPMorgan Chase
 Account # 100061602
 ABA# (Wire) 021000021/ (ACH) 111000614

|||||
SHELL ENERGY SOLUTIONS
 PO BOX 733560
 DALLAS, TX 75373-3560

733560 2098428 00009104 001833023 7



Navarro County Invoice Date: 1/3/2025
 Invoice #: 2098428 - 53261842 Due Date: 2/2/2025
 Account #: Current Charges: \$51.86

SUPPORT

Service Period: 11/20/2024 - 12/19/2024

Shell Energy Solutions
 PUCT: 10174
 909 Fannin St
 Suite 3500
 Houston, TX 77010

Questions or Comments:
 Toll-free 877-238-5343
 AtYourService@shellenergy.com

ESI ID:
 10443720001830246

Service Address:
 00313 W 3RD AVE
 CORSICANA, TX 75110-4665

Your Reference:

E-mail:
 tgillen@navarrocounty.org,
 janderson@ameresco.com,
 mp2energy.commercial@is-t.net

For Outages/Emergencies Call:
 AEP 877-373-4858
 CenterPoint 800-332-7143
 Nueces 361-387-2581
 Oncor 888-313-4747
 Sharyland 800-545-4513
 TNMP 888-866-7456

Contract Expiration Date: 12/01/2026

The average price you paid for electric service this month was \$0.098 per kWh.

Meter	Type	Current Read	Prior Read	Multiplier	Usage (kWh)	PF	Peak Demand (kW)
157087802LG	A	54,318.	53,861.	1	457		

Energy Charges	Quantity	Unit Price	Total
Energy Rate	457.00	0.04930	\$22.53
HGAC Fee	457.00	0.00045	\$.21
ERCOT Contingency Reserve Service (ECRS)	483.00	0.00005	\$.02
Firm Fuel Supply Service	483.00	0.00036	\$.17
Market Securitization (Debt) Financing - Uplift	483.01	0.00062	\$.30
Subtotal -- Energy Charges			\$23.23
TDU Delivery Charges			
Transmission Cost Recovery Factor	457.00	0.01840	\$8.42
Meter Charge	1.00	4.61000	\$4.61
Nuclear Decommissioning Fee	457.00	0.00010	\$.06
Customer Charge	1.00	2.26000	\$2.26
Distribution System Charge	457.00	0.02130	\$9.71
Energy Efficiency Cost Recovery Factor	457.00	0.00000	\$.02
Distribution Cost Recovery Factor	457.00	0.00480	\$2.20
Rate Case Expenses Surcharge	457.00	0.00010	\$.03
Emergency Distribution Cost Recovery	457.00	0.00050	\$.24
Subtotal - TDU Delivery Charges			\$27.55
Taxes			
STATE SALES TAX	51.56	0.0000%	\$.00
COUNTY SALES TAX	51.56	0.0000%	\$.00
CITY SALES TAX	51.56	0.0000%	\$.00
PUCA Assessment	50.46	0.1670%	\$.08
Miscellaneous Gross Receipts Fee	50.46	1.9970%	\$1.00
Subtotal - Taxes			\$1.08
Total Current Charges			\$51.86

RECEIVED

JAN 13 2023

NAVARRO COUNTY
 AUDITOR'S OFFICE



Navarro County Invoice Date: 1/3/2025
 Invoice #: 2098428 - 53261828 Due Date: 2/2/2025
 Account #: Current Charges: \$241.52

SUPPORT

Service Period: 11/20/2024 - 12/19/2024

Shell Energy Solutions
 PUCT: 10174
 909 Fannin St
 Suite 3500
 Houston, TX 77010

Meter	Type	Current Read	Prior Read	Multiplier	Usage (kWh)	PF	Peak Demand (kW)
157664405LG	A	75,729	73,867	1	1,862		10.00

Questions or Comments:
 Toll-free 877-238-5343
 AtYourService@shellenergy.com

ESI ID:
 10443720001830308

Service Address:
 315 W 3RD AVE STE B
 CORSICANA, TX 75110-0492

Your Reference:

E-mail:
 tgillen@navarrocounty.org,
 janderson@ameresco.com,
 mp2energy.commercial@is-t.net

For Outages/Emergencies Call:
 AEP 877-373-4858
 CenterPoint 800-332-7143
 Nueces 361-387-2581
 Oncor 888-313-4747
 Sharyland 800-545-4513
 TNMP 888-866-7456

Contract Expiration Date: 12/01/2026

The average price you paid for electric service this month was \$0.098 per kWh.

Energy Charges	Quantity	Unit Price	Total
Energy Rate	1,862.00	0.04930	\$91.80
HGAC Fee	1,862.00	0.00045	\$.84
ERCOT Contingency Reserve Service (ECRS)	1,972.00	0.00005	\$.09
Firm Fuel Supply Service	1,972.00	0.00036	\$.72
Market Securitization (Debt) Financing - Uplift	1,972.01	0.00062	\$1.22
Subtotal -- Energy Charges			\$94.67
TDU Delivery Charges			
Transmission Cost Recovery Factor	10.00	4.95900	\$49.59
Meter Charge	1.00	21.30000	\$21.30
Nuclear Decommissioning Fee	10.00	0.04500	\$.45
Customer Charge	1.00	11.13000	\$11.13
Distribution System Charge	10.00	5.12100	\$51.21
Energy Efficiency Cost Recovery Factor	1,862.00	0.00040	\$.76
Distribution Cost Recovery Factor	10.00	0.81930	\$8.19
Rate Case Expenses Surcharge	10.00	0.01220	\$.12
Emergency Distribution Cost Recovery	10.00	0.13480	\$1.35
Subtotal - TDU Delivery Charges			\$144.10
Taxes			
STATE SALES TAX	236.99	0.0000%	\$.00
COUNTY SALES TAX	236.99	0.0000%	\$.00
CITY SALES TAX	236.99	1.0000%	\$2.36
PUCA Assessment	236.6	0.1670%	\$.39
Subtotal - Taxes			\$2.75
Total Current Charges			\$241.52

RECEIVED

JAN 13 2023

NAVARRO COUNTY
 AUDITOR'S OFFICE



Navarro County Invoice Date: 1/3/2025
 Invoice #: 2098428 - 53261210 Due Date: 2/2/2025
 Account #: Current Charges: \$5,728.33

SUPPORT

Service Period: 11/20/2024 - 12/19/2024

Shell Energy Solutions
 PUCT: 10174
 909 Fannin St
 Suite 3500
 Houston, TX 77010

Questions or Comments:
 Toll-free 877-238-5343
 AtYourService@shellenergy.com

ESI ID:
 10443720001836012

Service Address:
 312 W 2ND AVE
 CORSICANA, TX 75110-3004

Your Reference:

E-mail:
 tgillen@navarrocounty.org,
 janderson@ameresco.com,
 mp2energy.commercial@is-t.net

For Outages/Emergencies Call:
 AEP 877-373-4858
 CenterPoint 800-332-7143
 Nueces 361-387-2581
 Oncor 888-313-4747
 Sharyland 800-545-4513
 TNMP 888-866-7456

Contract Expiration Date: 12/01/2026

The average price you paid for electric service this month was \$0.098 per kWh.

Meter	Type	Current Read	Prior Read	Multiplier	Usage (kWh)	PF	Peak Demand (kW)
107267397LG	A	76,153.	75,890.	240	63,120	0.943	157.00

Energy Charges	Quantity	Unit Price	Total
Energy Rate	63,120.00	0.04930	\$3,111.82
HGAC Fee	63,120.00	0.00045	\$28.40
ERCOT Contingency Reserve Service (ECRS)	66,853.00	0.00005	\$3.21
Firm Fuel Supply Service	66,853.00	0.00036	\$24.22
Market Securitization (Debt) Financing - Uplift	66,853.01	0.00062	\$41.52
Subtotal -- Energy Charges			\$3,209.17
TDU Delivery Charges			
Transmission Cost Recovery Factor	158.00	4.95900	\$783.52
Meter Charge	1.00	21.30000	\$21.30
Nuclear Decommissioning Fee	254.00	0.04500	\$11.43
Customer Charge	1.00	11.13000	\$11.13
Distribution System Charge	254.00	5.12100	\$1,300.74
Energy Efficiency Cost Recovery Factor	63,120.00	0.00040	\$25.69
Distribution Cost Recovery Factor	254.00	0.81930	\$208.10
Rate Case Expenses Surcharge	254.00	0.01220	\$3.10
Emergency Distribution Cost Recovery	254.00	0.13480	\$34.25
Subtotal - TDU Delivery Charges			\$2,399.26
Taxes			
STATE SALES TAX	5,659.69	0.0000%	\$.00
COUNTY SALES TAX	5,659.69	0.0000%	\$.00
CITY SALES TAX	5,659.69	0.0000%	\$.00
PUCA Assessment	5,539.81	0.1670%	\$9.27
Miscellaneous Gross Receipts Fee	5,539.81	1.9970%	\$110.63
Subtotal -- Taxes			\$119.90
Total Current Charges			\$5,728.33

RECEIVED

JAN 13 2023

NAVARRO COUNTY
 AUDITOR'S OFFICE



Navarro County Invoice Date: 1/3/2025
 Invoice #: 2098428 - 53261209 Due Date: 2/2/2025
 Account # Current Charges: \$228.48

SUPPORT

Service Period: 11/20/2024 - 12/19/2024

Shell Energy Solutions
 PUCT: 10174
 909 Fannin St
 Suite 3500
 Houston, TX 77010

Questions or Comments:
 Toll-free 877-238-5343
 AtYourService@shellenergy.com

ESI ID:
 10443720001830277

Service Address:
 315 W 3RD AVE STE A
 CORSICANA, TX 75110-0492

Your Reference:

E-mail:
 tgillen@navarrocounty.org,
 janderson@ameresco.com,
 mp2energy.commercial@is-t.net

For Outages/Emergencies Call:
 AEP 877-373-4858
 CenterPoint 800-332-7143
 Nueces 361-387-2581
 Oncor 888-313-4747
 Sharyland 800-545-4513
 TNMP 888-866-7456

Contract Expiration Date: 12/01/2026

The average price you paid for electric service this month was \$0.098 per kWh.

Meter	Type	Current Read	Prior Read	Multiplier	Usage (kWh)	PF	Peak Demand (kW)
185899402LG	A	21,029.	20,284.	1	745		14.00

Energy Charges	Quantity	Unit Price	Total
Energy Rate	745.00	0.04930	\$36.73
HGAC Fee	745.00	0.00045	\$.34
ERCOT Contingency Reserve Service (ECRS)	791.00	0.00004	\$.03
Firm Fuel Supply Service	791.00	0.00035	\$.28
Market Securitization (Debt) Financing - Uplift	791.01	0.00059	\$.47
Subtotal -- Energy Charges			\$37.85
TDU Delivery Charges			
Transmission Cost Recovery Factor	14.00	4.95900	\$69.43
Meter Charge	1.00	21.30000	\$21.30
Nuclear Decommissioning Fee	14.00	0.04500	\$.63
Customer Charge	1.00	11.13000	\$11.13
Distribution System Charge	14.00	5.12100	\$71.69
Energy Efficiency Cost Recovery Factor	745.00	0.00040	\$.30
Distribution Cost Recovery Factor	14.00	0.81930	\$11.47
Rate Case Expenses Surcharge	14.00	0.01220	\$.17
Emergency Distribution Cost Recovery	14.00	0.13480	\$1.89
Subtotal - TDU Delivery Charges			\$188.01
Taxes			
STATE SALES TAX	224.8	0.0000%	\$.00
COUNTY SALES TAX	224.8	0.0000%	\$.00
CITY SALES TAX	224.8	1.0000%	\$2.24
PUCA Assessment	224.42	0.1670%	\$.38
Subtotal -- Taxes			\$2.62
Total Current Charges			\$228.48

RECEIVED
 JAN 13 2023
 NAVARRO COUNTY
 AUDITOR'S OFFICE



Navarro County Invoice Date: 1/3/2025
 Invoice #: 2098428 - 53261205 Due Date: 2/2/2025
 Account #: Current Charges: \$3,758.30

SUPPORT

Service Period: 11/20/2024 - 12/19/2024

Meter	Type	Current Read	Prior Read	Multiplier	Usage (kWh)	PF	Peak Demand (kW)
130911030LG	A	55,467.	55,058.	100	40,900		115.00

Shell Energy Solutions
 PUCT: 10174
 909 Fannin St
 Suite 3500
 Houston, TX 77010

Questions or Comments:
 Toll-free 877-238-5343
 AtYourService@shellenergy.com

ESI ID:
 10443720001835423

Service Address:
 300 W 3RD AVE UNIT 3
 CORSICANA, TX 75110-4603

Your Reference:

E-mail:
 tgillen@navarrocounty.org,
 janderson@ameresco.com,
 mp2energy.commercial@is-t.net

For Outages/Emergencies Call:
 AEP 877-373-4858
 CenterPoint 800-332-7143
 Nueces 361-387-2581
 Oncor 888-313-4747
 Sharyland 800-545-4513
 TNMP 888-866-7456

Contract Expiration Date: 12/01/2026

The average price you paid for electric service this month was \$0.098 per kWh.

Energy Charges	Quantity	Unit Price	Total
Energy Rate	40,900.00	0.04930	\$2,016.37
HGAC Fee	40,900.00	0.00045	\$18.40
ERCOT Contingency Reserve Service (ECRS)	43,302.00	0.00005	\$2.03
Firm Fuel Supply Service	43,302.00	0.00036	\$15.57
Market Securitization (Debt) Financing - Uplift	43,302.01	0.00062	\$26.70
Subtotal -- Energy Charges			\$2,079.07
TDU Delivery Charges			
Transmission Cost Recovery Factor	115.00	4.95900	\$570.29
Meter Charge	1.00	21.30000	\$21.30
Nuclear Decommissioning Fee	160.00	0.04500	\$7.20
Customer Charge	1.00	11.13000	\$11.13
Distribution System Charge	160.00	5.12100	\$819.37
Energy Efficiency Cost Recovery Factor	40,900.00	0.00040	\$16.65
Distribution Cost Recovery Factor	160.00	0.81930	\$131.09
Rate Case Expenses Surcharge	160.00	0.01220	\$1.95
Emergency Distribution Cost Recovery	160.00	0.13480	\$21.57
Subtotal - TDU Delivery Charges			\$1,600.55
Taxes			
STATE SALES TAX	3,714.09	0.0000%	\$.00
COUNTY SALES TAX	3,714.09	0.0000%	\$.00
CITY SALES TAX	3,714.09	0.0000%	\$.00
PUCA Assessment	3,635.42	0.1670%	\$6.08
Miscellaneous Gross Receipts Fee	3,635.42	1.9970%	\$72.60
Subtotal -- Taxes			\$78.68
Total Current Charges			\$3,758.30

RECEIVED

JAN 13 2023

NAVARRO COUNTY
 AUDITOR'S OFFICE



Navarro County Invoice Date: 1/3/2025
 Invoice #: 2098428 - 53259926 Due Date: 2/2/2025
 Account #: Current Charges: \$15.20

SUPPORT

Service Period: 11/20/2024 - 12/19/2024

Shell Energy Solutions
 PUCT: 10174
 909 Fannin St
 Suite 3500
 Houston, TX 77010

Questions or Comments:
 Toll-free 877-238-5343
 AtYourService@shellenergy.com

ESI ID:
 10443720005059333

Service Address:
 300 W 3RD AVE GRDL 2
 CORSICANA, TX 75110-4603

Your Reference:

E-mail:
 tgillen@navarrocouny.org,
 janderson@ameresco.com,
 mp2energy.commercial@is-t.net

For Outages/Emergencies Call:
 AEP 877-373-4858
 CenterPoint 800-332-7143
 Nueces 361-387-2581
 Oncor 888-313-4747
 Sharyland 800-545-4513
 TNMP 888-866-7456

Contract Expiration Date: 12/01/2026

Meter	Type	Current Read	Prior Read	Multiplier	Usage (kWh)	PF	Peak Demand (kW)
10443720005059333_UNME	A			1	80		

Energy Charges	Quantity	Unit Price	Total
Energy Rate	80.00	0.04930	\$3.94
HGAC Fee	80.00	0.00045	\$.04
ERCOT Contingency Reserve Service (ECRS)	85.00	0.00005	\$.00
Firm Fuel Supply Service	85.00	0.00037	\$.03
Market Securitization (Debt) Financing - Uplift	85.01	0.00059	\$.05
Subtotal -- Energy Charges			\$4.06
TDU Delivery Charges			
Nuclear Decommissioning Fee	80.00	0.00020	\$.01
Customer Charge	1.00	1.26000	\$1.26
Outdoor Lighting - Facilities	1.00	9.04000	\$9.04
Distribution Cost Recovery Factor	80.00	0.00540	\$.43
Rate Case Expenses Surcharge	80.00	0.00020	\$.02
Emergency Distribution Cost Recovery	80.00	0.00060	\$.05
Subtotal - TDU Delivery Charges			\$10.81
Taxes			
STATE SALES TAX	15.13	0.0000%	\$.00
COUNTY SALES TAX	15.13	0.0000%	\$.00
CITY SALES TAX	15.13	0.0000%	\$.00
PUCA Assessment	14.8	0.1670%	\$.03
Miscellaneous Gross Receipts Fee	14.8	1.9970%	\$.30
Subtotal - Taxes			\$0.33
Total Current Charges			\$15.20

The average price you paid for electric service this month was \$0.098 per kWh.

RECEIVED

JAN 13 2023

NAVARRO COUNTY
AUDITOR'S OFFICE



Navarro County Invoice Date: 1/3/2025
 Invoice #: 2088470 0300925 Due Date: 2/2/2025
 Account #: Current Charges: \$20.64

SUPPORT

Service Period: 11/20/2024 - 12/19/2024

Shell Energy Solutions
 PUCT: 10174
 909 Fannin St
 Suite 3500
 Houston, TX 77010

Meter	Type	Current Read	Prior Read	Multiplier	Usage (kWh)	PF	Peak Demand (kW)
10443720005059302_UNME	A			1	150		

Questions or Comments:
 Toll-free 877-238-5343
 AtYourService@shellenergy.com

ESI ID:
 10443720005059302

Service Address:
 300 W 3RD AVE GRDL 1
 CORSICANA, TX 75110-4603

Your Reference:

E-mail:
 tgillen@navarrocounty.org,
 janderson@ameresco.com,
 mp2energy.commercial@is-t.net

For Outages/Emergencies Call:
 AEP 877-373-4858
 CenterPoint 800-332-7143
 Nueces 361-387-2581
 Oncor 888-313-4747
 Sharyland 800-545-4513
 TNMP 888-866-7456

Contract Expiration Date: 12/01/2026

Energy Charges	Quantity	Unit Price	Total
Energy Rate	150.00	0.04930	\$7.40
HGAC Fee	150.00	0.00045	\$.07
ERCOT Contingency Reserve Service (ECRS)	159.00	0.00005	\$.01
Firm Fuel Supply Service	159.00	0.00037	\$.06
Market Securitization (Debt) Financing - Uplift	159.01	0.00063	\$.10
Subtotal -- Energy Charges			\$7.64
TDU Delivery Charges			
Nuclear Decommissioning Fee	150.00	0.00020	\$.02
Customer Charge	1.00	1.26000	\$1.26
Outdoor Lighting - Facilities	1.00	10.34000	\$10.34
Distribution Cost Recovery Factor	150.00	0.00540	\$.81
Rate Case Expenses Surcharge	150.00	0.00020	\$.03
Emergency Distribution Cost Recovery	150.00	0.00060	\$.10
Subtotal - TDU Delivery Charges			\$12.56
Taxes			
STATE SALES TAX	20.51	0.0000%	\$.00
COUNTY SALES TAX	20.51	0.0000%	\$.00
CITY SALES TAX	20.51	0.0000%	\$.00
PUCA Assessment	20.08	0.1670%	\$.03
Miscellaneous Gross Receipts Fee	20.08	1.9970%	\$.41
Subtotal -- Taxes			\$0.44
Total Current Charges			\$20.64

The average price you paid for electric service this month was \$0.098 per kWh.

RECEIVED

JAN 13 2023

NAVARRO COUNTY
 AUDITOR'S OFFICE



Navarro County
 Invoice #: 2098428 - 53259923
 Account #

Invoice Date: 1/3/2025
 Due Date: 2/2/2025
 Current Charges: \$35.79

SUPPORT

Service Period: 11/20/2024 - 12/19/2024

Shell Energy Solutions
 PUCT: 10174
 909 Fannin St
 Suite 3500
 Houston, TX 77010

Questions or Comments:
 Toll-free 877-238-5343
 AtYourService@shellenergy.com

ESI ID:
 10443720005152984

Service Address:
 312 W 2ND AVE GRDL
 CORSICANA, TX 75110-3004

Your Reference:

E-mail:
 tgillen@navarrocounty.org,
 janderson@ameresco.com,
 mp2energy.commercial@is-t.net

For Outages/Emergencies Call:
 AEP 877-373-4858
 CenterPoint 800-332-7143
 Nueces 361-387-2581
 Oncor 888-313-4747
 Sharyland 800-545-4513
 TNMP 888-866-7456

Contract Expiration Date: 12/01/2026

Meter	Type	Current Read	Prior Read	Multiplier	Usage (kWh)	PF	Peak Demand (kW)
10443720005152984_UNME	A			1	200		

Energy Charges	Quantity	Unit Price	Total
Energy Rate	200.00	0.04930	\$9.86
HGAC Fee	200.00	0.00045	\$.09
ERCOT Contingency Reserve Service (ECRS)	212.00	0.00005	\$.01
Firm Fuel Supply Service	212.00	0.00037	\$.08
Market Securitization (Debt) Financing - Uplift	212.01	0.00061	\$.13
Subtotal -- Energy Charges			\$10.17
TDU Delivery Charges			
Nuclear Decommissioning Fee	200.00	0.00020	\$.03
Customer Charge	1.00	1.26000	\$1.26
Outdoor Lighting - Facilities	2.00	11.16000	\$22.32
Distribution Cost Recovery Factor	200.00	0.00540	\$1.08
Rate Case Expenses Surcharge	200.00	0.00020	\$.04
Emergency Distribution Cost Recovery	200.00	0.00060	\$.13
Subtotal - TDU Delivery Charges			\$24.86
Taxes			
STATE SALES TAX	35.61	0.0000%	\$.00
COUNTY SALES TAX	35.61	0.0000%	\$.00
CITY SALES TAX	35.61	0.0000%	\$.00
PUCA Assessment	34.87	0.1670%	\$.06
Miscellaneous Gross Receipts Fee	34.87	1.9970%	\$.70
Subtotal - Taxes			\$0.76
Total Current Charges			\$35.79

The average price you paid for electric service this month was \$0.098 per kWh.

RECEIVED

JAN 13 2023

NAVARRO COUNTY
 AUDITOR'S OFFICE



Navarro County Invoice Date: 1/3/2025
 Invoice #: 2098428 - 53255219 Due Date: 2/2/2025
 Account # Current Charges: \$1,224.72

SUPPORT

Service Period: 11/15/2024 - 12/16/2024

Shell Energy Solutions
 PUCT: 10174
 909 Fannin St
 Suite 3500
 Houston, TX 77010

Questions or Comments:
 Toll-free 877-238-5343
 AtYourService@shellenergy.com

ESI ID:
 10443720001907436

Service Address:
 00800 N MAIN ST STE X
 CORSICANA, TX 75110-3053

Your Reference:

E-mail:
 tgillen@navarrocounty.org,
 janderson@ameresco.com,
 mp2energy.commercial@is-t.net

For Outages/Emergencies Call:
 AEP 877-373-4858
 CenterPoint 800-332-7143
 Nueces 361-387-2581
 Oncor 888-313-4747
 Sharyland 800-545-4513
 TNMP 888-866-7456

Contract Expiration Date: 12/01/2026

The average price you paid for electric service this month was \$0.098 per kWh.

Meter	Type	Current Read	Prior Read	Multiplier	Usage (kWh)	PF	Peak Demand (kW)
107267050LG	A	26,168.	26,056.	60	6,720		53.00

Energy Charges	Quantity	Unit Price	Total
Energy Rate	6,720.00	0.08417	\$565.62
HGAC Fee	6,720.00	0.00045	\$3.02
ERCOT Contingency Reserve Service (ECRS)	7,047.00	0.00006	\$.41
Firm Fuel Supply Service	7,047.00	0.00036	\$2.54
Market Securitization (Debt) Financing - Uplift	7,047.02	0.00062	\$4.34
Subtotal -- Energy Charges			\$575.93
TDU Delivery Charges			
Transmission Cost Recovery Factor	53.00	4.95900	\$262.83
Meter Charge	1.00	21.30000	\$21.30
Nuclear Decommissioning Fee	53.00	0.04500	\$2.39
Customer Charge	1.00	11.13000	\$11.13
Distribution System Charge	53.00	5.12100	\$271.42
Energy Efficiency Cost Recovery Factor	6,720.00	0.00040	\$2.74
Distribution Cost Recovery Factor	53.00	0.81930	\$43.42
Rate Case Expenses Surcharge	53.00	0.01220	\$.65
Emergency Distribution Cost Recovery	53.00	0.13480	\$7.15
Subtotal - TDU Delivery Charges			\$623.03
Taxes			
STATE SALES TAX	1,215.9	0.0000%	\$.00
COUNTY SALES TAX	1,215.9	0.0000%	\$.00
CITY SALES TAX	1,215.9	0.0000%	\$.00
PUCA Assessment	1,190.16	0.1670%	\$1.98
Miscellaneous Gross Receipts Fee	1,190.16	1.9970%	\$23.78
Subtotal - Taxes			\$25.76
Total Current Charges			\$1,224.72

RECEIVED

JAN 13 2023

NAVARRO COUNTY
 AUDITOR'S OFFICE



Navarro County Invoice Date: 1/3/2025
 Invoice #: 2098428 - 53255137 Due Date: 2/2/2025
 Account #: Current Charges: \$110.49

SUPPORT

Service Period: 11/15/2024 - 12/16/2024

Shell Energy Solutions
 PUCT: 10174
 909 Fannin St
 Suite 3500
 Houston, TX 77010

Questions or Comments:
 Toll-free 877-238-5343
 AtYourService@shellenergy.com

ESI ID:
 10443720001906878

Service Address:
 601 N 13TH ST SHOP
 CORSICANA, TX 75110-3015

Your Reference:

E-mail:
 tgillen@navarrocounty.org,
 janderson@ameresco.com,
 mp2energy.commercial@is-t.net

For Outages/Emergencies Call:
 AEP 877-373-4858
 CenterPoint 800-332-7143
 Nueces 361-387-2581
 Oncor 888-313-4747
 Sharyland 800-545-4513
 TNMP 888-866-7456

Contract Expiration Date: 12/01/2026

The average price you paid for electric service this month was \$0.098 per kWh.

Meter	Type	Current Read	Prior Read	Multiplier	Usage (kWh)	PF	Peak Demand (kW)
159709697LG	A	32,662.	32,189.	1	473		3.00

Energy Charges	Quantity	Unit Price	Total
Energy Rate	473.00	0.04930	\$23.32
HGAC Fee	473.00	0.00045	\$.21
ERCOT Contingency Reserve Service (ECRS)	496.00	0.00006	\$.03
Firm Fuel Supply Service	496.00	0.00036	\$.18
Market Securitization (Debt) Financing - Uplift	496.02	0.00063	\$.31
Subtotal -- Energy Charges			\$24.05
TDU Delivery Charges			
Transmission Cost Recovery Factor	3.00	4.95900	\$14.88
Meter Charge	1.00	21.30000	\$21.30
Nuclear Decommissioning Fee	18.00	0.04500	\$.81
Customer Charge	1.00	11.13000	\$11.13
Distribution System Charge	3.00	6.14110	\$18.42
Energy Efficiency Cost Recovery Factor	473.00	0.00040	\$.19
Distribution Cost Recovery Factor	18.00	0.81930	\$14.75
Rate Case Expenses Surcharge	18.00	0.01220	\$.22
Emergency Distribution Cost Recovery	18.00	0.13480	\$2.43
Subtotal - TDU Delivery Charges			\$84.13
Taxes			
STATE SALES TAX	109.05	0.0000%	\$.00
COUNTY SALES TAX	109.05	0.0000%	\$.00
CITY SALES TAX	109.05	0.0000%	\$.00
PUCA Assessment	106.75	0.1670%	\$.17
Miscellaneous Gross Receipts Fee	106.75	1.9970%	\$2.14
Subtotal -- Taxes			\$2.31
Total Current Charges			\$110.49

RECEIVED

JAN 13 2023

NAVARRO COUNTY
 AUDITOR'S OFFICE



Navarro County Invoice Date: 1/3/2025
 Invoice #: 2098428 - 53255132 Due Date: 2/2/2025
 Account # Current Charges: \$106.84

SUPPORT

Service Period: 11/15/2024 - 12/16/2024

Shell Energy Solutions
 PUCT: 10174
 909 Fannin St
 Suite 3500
 Houston, TX 77010

Questions or Comments:
 Toll-free 877-238-5343
 AtYourService@shellenergy.com

ESI ID:
 10443720001905080

Service Address:
 00221 W 1ST AVE
 CORSICANA, TX 75110-3052

Your Reference:

E-mail:
 tgillen@navarrocounty.org,
 janderson@ameresco.com,
 mp2energy.commercial@is-t.net

For Outages/Emergencies Call:
 AEP 877-373-4858
 CenterPoint 800-332-7143
 Nueces 361-387-2581
 Oncor 888-313-4747
 Sharyland 800-545-4513
 TNMP 888-866-7456

Contract Expiration Date: 12/01/2026

The average price you paid for electric service this month was \$0.098 per kWh.

Meter	Type	Current Read	Prior Read	Multiplier	Usage (kWh)	PF	Peak Demand (kW)
151350722LG	A	77,537.	76,520.	1	1,017		

Energy Charges	Quantity	Unit Price	Total
Energy Rate	1,017.00	0.04930	\$50.14
HGAC Fee	1,017.00	0.00045	\$.46
ERCOT Contingency Reserve Service (ECRS)	1,078.00	0.00006	\$.06
Firm Fuel Supply Service	1,078.00	0.00037	\$.40
Market Securitization (Debt) Financing - Uplift	1,078.02	0.00062	\$.67
Subtotal -- Energy Charges			\$51.73
TDU Delivery Charges			
Transmission Cost Recovery Factor	1,017.00	0.01840	\$18.74
Meter Charge	1.00	4.61000	\$4.61
Nuclear Decommissioning Fee	1,017.00	0.00010	\$.13
Customer Charge	1.00	2.26000	\$2.26
Distribution System Charge	1,017.00	0.02130	\$21.61
Energy Efficiency Cost Recovery Factor	1,017.00	0.00000	\$.04
Distribution Cost Recovery Factor	1,017.00	0.00480	\$4.89
Rate Case Expenses Surcharge	1,017.00	0.00010	\$.06
Emergency Distribution Cost Recovery	1,017.00	0.00050	\$.53
Subtotal - TDU Delivery Charges			\$52.87
Taxes			
STATE SALES TAX	106.17	0.0000%	\$.00
COUNTY SALES TAX	106.17	0.0000%	\$.00
CITY SALES TAX	106.17	0.0000%	\$.00
PUCA Assessment	103.91	0.1670%	\$.17
Miscellaneous Gross Receipts Fee	103.91	1.9970%	\$2.07
Subtotal - Taxes			\$2.24
Total Current Charges			\$106.84

RECEIVED

JAN 13 2023

NAVARRO COUNTY
AUDITOR'S OFFICE



Navarro County
 Invoice #: 2098428 - 53255131
 Account #

Invoice Date: 1/3/2025
 Due Date: 2/2/2025
 Current Charges: \$240.76

SUPPORT

Service Period: 11/15/2024 - 12/16/2024

Shell Energy Solutions
 PUCT: 10174
 909 Fannin St
 Suite 3500
 Houston, TX 77010

Questions or Comments:
 Toll-free 877-238-5343
 AtYourService@shellenergy.com

ESI ID:
 10443720006418065

Service Address:
 00209 W 1ST AVE
 CORSICANA, TX 75110-3052

Your Reference:

E-mail:
 tgillen@navarrocounty.org,
 janderson@ameresco.com,
 mp2energy.commercial@is-t.net

For Outages/Emergencies Call:
 AEP 877-373-4858
 CenterPoint 800-332-7143
 Nueces 361-387-2581
 Oncor 888-313-4747
 Sharyland 800-545-4513
 TNMP 888-866-7456

Contract Expiration Date: 12/01/2026

The average price you paid for electric service this month was \$0.098 per kWh.

Meter	Type	Current Read	Prior Read	Multiplier	Usage (kWh)	PF	Peak Demand (kW)
179275414L6	A	17,559.	17,432.	1	127		15.00

Energy Charges	Quantity	Unit Price	Total
Energy Rate	127.00	0.04930	\$6.26
HGAC Fee	127.00	0.00045	\$.06
ERCOT Contingency Reserve Service (ECRS)	133.00	0.00006	\$.01
Firm Fuel Supply Service	133.00	0.00036	\$.05
Market Securitization (Debt) Financing - Uplift	133.02	0.00060	\$.08
Subtotal -- Energy Charges			\$6.46
TDU Delivery Charges			
Transmission Cost Recovery Factor	15.00	4.95900	\$74.39
Meter Charge	1.00	21.30000	\$21.30
Nuclear Decommissioning Fee	15.00	0.04500	\$.68
Customer Charge	1.00	11.13000	\$11.13
Distribution System Charge	15.00	7.14490	\$107.17
Energy Efficiency Cost Recovery Factor	127.00	0.00040	\$.05
Distribution Cost Recovery Factor	15.00	0.81930	\$12.29
Rate Case Expenses Surcharge	15.00	0.01220	\$.18
Emergency Distribution Cost Recovery	15.00	0.13480	\$2.02
Subtotal - TDU Delivery Charges			\$229.21
Taxes			
STATE SALES TAX	239.78	0.0000%	\$.00
COUNTY SALES TAX	239.78	0.0000%	\$.00
CITY SALES TAX	239.78	0.0000%	\$.00
PUCA Assessment	234.7	0.1670%	\$.39
Miscellaneous Gross Receipts Fee	234.7	1.9970%	\$4.70
Subtotal - Taxes			\$5.09
Total Current Charges			\$240.76

RECEIVED

JAN 13 2023

NAVARRO COUNTY
 AUDITOR'S OFFICE



Navarro County Invoice Date: 1/3/2025
 Invoice #: 2098428 - 53255130 Due Date: 2/2/2025
 Account # Current Charges: \$741.38

SUPPORT

Service Period: 11/15/2024 - 12/16/2024

Shell Energy Solutions
 PUCT: 10174
 909 Fannin St
 Suite 3500
 Houston, TX 77010

Questions or Comments:
 Toll-free 877-238-5343
 AtYourService@shellenergy.com

ESI ID:
 10443720001906909

Service Address:
 00601 N 13TH ST
 CORSICANA, TX 75110-3015

Your Reference:

E-mail:
 tgillen@navarrocouny.org,
 janderson@ameresco.com,
 mp2energy.commercial@is-t.net

For Outages/Emergencies Call:
 AEP 877-373-4858
 CenterPoint 800-332-7143
 Nueces 361-387-2581
 Oncor 888-313-4747
 Sharyland 800-545-4513
 TNMP 888-866-7456

Contract Expiration Date: 12/01/2026

The average price you paid for electric service this month was \$0.098 per kWh.

Meter	Type	Current Read	Prior Read	Multiplier	Usage (kWh)	PF	Peak Demand (kW)
147646049LG	A	6,286.	6,169.	60	7,020		24.00

Energy Charges	Quantity	Unit Price	Total
Energy Rate	7,020.00	0.04930	\$346.09
HGAC Fee	7,020.00	0.00045	\$3.16
ERCOT Contingency Reserve Service (ECRS)	7,362.00	0.00006	\$.43
Firm Fuel Supply Service	7,362.00	0.00036	\$2.65
Market Securitization (Debt) Financing - Uplift	7,362.02	0.00062	\$4.55
Subtotal -- Energy Charges			\$356.88
TDU Delivery Charges			
Transmission Cost Recovery Factor	24.00	4.95900	\$119.02
Meter Charge	1.00	21.30000	\$21.30
Nuclear Decommissioning Fee	35.00	0.04500	\$1.58
Customer Charge	1.00	11.13000	\$11.13
Distribution System Charge	35.00	5.12100	\$179.24
Energy Efficiency Cost Recovery Factor	7,020.00	0.00040	\$2.86
Distribution Cost Recovery Factor	35.00	0.81930	\$28.68
Rate Case Expenses Surcharge	35.00	0.01220	\$.43
Emergency Distribution Cost Recovery	35.00	0.13480	\$4.72
Subtotal - TDU Delivery Charges			\$368.96
Taxes			
STATE SALES TAX	733.35	0.0000%	\$.00
COUNTY SALES TAX	733.35	0.0000%	\$.00
CITY SALES TAX	733.35	0.0000%	\$.00
PUCA Assessment	717.81	0.1670%	\$1.21
Miscellaneous Gross Receipts Fee	717.81	1.9970%	\$14.33
Subtotal - Taxes			\$15.54
Total Current Charges			\$741.38

RECEIVED

JAN 13 2023

NAVARRO COUNTY
AUDITOR'S OFFICE



Navarro County
 Invoice #: 2098428 - 53255128
 Account #

Invoice Date: 1/3/2025
 Due Date: 2/2/2025
 Current Charges: \$8.41

SUPPORT

Service Period: 11/15/2024 - 12/16/2024

Meter	Type	Current Read	Prior Read	Multiplier	Usage (kWh)	PF	Peak Demand (kW)
165181207LG	A	413.	399.	1	14		

Shell Energy Solutions
 PUCT: 10174
 909 Fannin St
 Suite 3500
 Houston, TX 77010

Questions or Comments:
 Toll-free 877-238-5343
 AtYourService@shellenergy.com

ESI ID:
 10443720009381474

Service Address:
 400 W 2ND AVE
 CORSICANA, TX 75110-2905

Your Reference:

E-mail:
 tgillen@navarrocounty.org,
 janderson@ameresco.com,
 mp2energy.commercial@is-t.net

For Outages/Emergencies Call:
 AEP 877-373-4858
 CenterPoint 800-332-7143
 Nueces 361-387-2581
 Oncor 888-313-4747
 Sharyland 800-545-4513
 TNMP 888-866-7456

Contract Expiration Date: 12/01/2026

Energy Charges	Quantity	Unit Price	Total
Energy Rate	14.00	0.04930	\$.69
HGAC Fee	14.00	0.00045	\$.01
ERCOT Contingency Reserve Service (ECRS)	15.00	0.00006	\$.00
Firm Fuel Supply Service	15.00	0.00037	\$.01
Market Securitization (Debt) Financing - Uplift	15.02	0.00067	\$.01
Subtotal -- Energy Charges			\$0.72
TDU Delivery Charges			
Transmission Cost Recovery Factor	14.00	0.01840	\$.26
Meter Charge	1.00	4.61000	\$4.61
Customer Charge	1.00	2.26000	\$2.26
Distribution System Charge	14.00	0.02130	\$.30
Distribution Cost Recovery Factor	14.00	0.00480	\$.07
Emergency Distribution Cost Recovery	14.00	0.00050	\$.01
Subtotal - TDU Delivery Charges			\$7.51
Taxes			
STATE SALES TAX	8.4	0.0000%	\$.00
COUNTY SALES TAX	8.4	0.0000%	\$.00
CITY SALES TAX	8.4	0.0000%	\$.00
PUCA Assessment	8.22	0.1670%	\$.01
Miscellaneous Gross Receipts Fee	8.22	1.9970%	\$.17
Subtotal - Taxes			\$0.18
Total Current Charges			\$8.41

The average price you paid for electric service this month was \$0.098 per kWh.

RECEIVED

JAN 13 2023

NAVARRO COUNTY
 AUDITOR'S OFFICE



Navarro County Invoice Date: 1/3/2025
 Invoice #: 2098428 - 53252133 Due Date: 2/2/2025
 Account # Current Charges: \$26.94

SUPPORT

Service Period: 11/13/2024 - 12/13/2024

Shell Energy Solutions
 PUCT: 10174
 909 Fannin St
 Suite 3500
 Houston, TX 77010

Questions or Comments:
 Toll-free 877-238-5343
 AtYourService@shellenergy.com

ESI ID:
 10443720001978116

Service Address:
 312 W 2ND AVE BLDG GUN
 CORSICANA, TX 75110-3004

Your Reference:

E-mail:
 tgillen@navarrocounty.org,
 janderson@ameresco.com,
 mp2energy.commercial@is-t.net

For Outages/Emergencies Call:
 AEP 877-373-4858
 CenterPoint 800-332-7143
 Nueces 361-387-2581
 Oncor 888-313-4747
 Sharyland 800-545-4513
 TNMP 888-866-7456

Contract Expiration Date: 12/01/2026

The average price you paid for electric service this month was \$0.098 per kWh.

Meter	Type	Current Read	Prior Read	Multiplier	Usage (kWh)	PF	Peak Demand (kW)
178995976LG	A	8,355.	8,152.	1	203		

Energy Charges	Quantity	Unit Price	Total
Energy Rate	203.00	0.04930	\$10.01
HGAC Fee	203.00	0.00045	\$.09
ERCOT Contingency Reserve Service (ECRS)	215.00	0.00007	\$.01
Firm Fuel Supply Service	215.00	0.00035	\$.07
Market Securitization (Debt) Financing - Uplift	215.00	0.00062	\$.13
Subtotal -- Energy Charges			\$10.31
TDU Delivery Charges			
Transmission Cost Recovery Factor	203.00	0.01840	\$3.74
Meter Charge	1.00	4.61000	\$4.61
Nuclear Decommissioning Fee	203.00	0.00010	\$.03
Customer Charge	1.00	2.26000	\$2.26
Distribution System Charge	203.00	0.02130	\$4.31
Energy Efficiency Cost Recovery Factor	203.00	0.00000	\$.01
Distribution Cost Recovery Factor	203.00	0.00480	\$.98
Rate Case Expenses Surcharge	203.00	0.00010	\$.01
Emergency Distribution Cost Recovery	203.00	0.00050	\$.11
Subtotal - TDU Delivery Charges			\$16.06
Taxes			
STATE SALES TAX	26.79	0.0000%	\$.00
COUNTY SALES TAX	26.79	0.0000%	\$.00
CITY SALES TAX	26.79	0.0000%	\$.00
PUCA Assessment	26.23	0.1670%	\$.05
Miscellaneous Gross Receipts Fee	26.23	1.9970%	\$.52
Subtotal - Taxes			\$0.57
Total Current Charges			\$26.94

RECEIVED

JAN 13 2023

NAVARRO COUNTY
AUDITOR'S OFFICE



Navarro County
 Invoice #: 2098428 - 53252125
 Account #

Invoice Date: 1/3/2025
 Due Date: 2/2/2025
 Current Charges: \$9.27

SUPPORT

Service Period: 11/13/2024 - 12/13/2024

Meter	Type	Current Read	Prior Read	Multiplier	Usage (kWh)	PF	Peak Demand (kW)
184569268LG	A	873.	848.	1	25		

Shell Energy Solutions
 PUCT: 10174
 909 Fannin St
 Suite 3500
 Houston, TX 77010

Questions or Comments:
 Toll-free 877-238-5343
 AtYourService@shellenergy.com

ESI ID:
 10443720001978085

Service Address:
 2810 NE COUNTY ROAD 0080 BLDG PISTL
 CORSICANA, TX 75109-5017

Your Reference:

E-mail:
 tgillen@navarrocounty.org,
 janderson@ameresco.com,
 mp2energy.commercial@is-t.net

For Outages/Emergencies Call:
 AEP 877-373-4858
 CenterPoint 800-332-7143
 Nueces 361-387-2581
 Oncor 888-313-4747
 Sharyland 800-545-4513
 TNMP 888-866-7456

Contract Expiration Date: 12/01/2026

The average price you paid for electric service this month was \$0.098 per kWh.

Energy Charges	Quantity	Unit Price	Total
Energy Rate	25.00	0.04930	\$1.23
HGAC Fee	25.00	0.00045	\$.01
ERCOT Contingency Reserve Service (ECRS)	26.00	0.00007	\$.00
Firm Fuel Supply Service	26.00	0.00035	\$.01
Market Securitization (Debt) Financing - Uplift	26.00	0.00062	\$.02
Subtotal -- Energy Charges			\$1.27
TDU Delivery Charges			
Transmission Cost Recovery Factor	25.00	0.01840	\$.46
Meter Charge	1.00	4.61000	\$4.61
Customer Charge	1.00	2.26000	\$2.26
Distribution System Charge	25.00	0.02130	\$.53
Distribution Cost Recovery Factor	25.00	0.00480	\$.12
Emergency Distribution Cost Recovery	25.00	0.00050	\$.01
Subtotal - TDU Delivery Charges			\$7.99
Taxes			
STATE SALES TAX	9.26	0.0000%	\$.00
COUNTY SALES TAX	9.26	0.0000%	\$.00
PUCA Assessment	9.25	0.1670%	\$.01
Subtotal - Taxes			\$0.01
Total Current Charges			\$9.27

RECEIVED

JAN 13 2023

NAVARRO COUNTY
 AUDITOR'S OFFICE



Navarro County
 Invoice #: 2098428 - 53250762
 Account #: (

Invoice Date: 1/3/2025
 Due Date: 2/2/2025
 Current Charges: \$12.06

SUPPORT

Service Period: 11/8/2024 - 12/10/2024

Meter	Type	Current Read	Prior Read	Multiplier	Usage (kWh)	PF	Peak Demand (kW)
10443720005082738_UNME	A			1	70		

Shell Energy Solutions
 PUCT: 10174
 909 Fannin St
 Suite 3500
 Houston, TX 77010

Questions or Comments:
 Toll-free 877-238-5343
 AtYourService@shellenergy.com

ESI ID:
 10443720005082738

Service Address:
 104 2ND ST GRDL 175W
 BLOOMING GROVE, TX 76626-9780

Your Reference:

E-mail:
 tgillen@navarrocounty.org,
 janderson@ameresco.com,
 mp2energy.commercial@is-t.net

For Outages/Emergencies Call:
 AEP 877-373-4858
 CenterPoint 800-332-7143
 Nueces 361-387-2581
 Oncor 888-313-4747
 Sharyland 800-545-4513
 TNMP 888-866-7456

Contract Expiration Date: 12/01/2026

Energy Charges	Quantity	Unit Price	Total
Energy Rate	70.00	0.04930	\$3.45
HGAC Fee	70.00	0.00045	\$.03
ERCOT Contingency Reserve Service (ECRS)	73.00	0.00009	\$.01
Firm Fuel Supply Service	73.00	0.00030	\$.02
Market Securitization (Debt) Financing - Uplift	73.00	0.00063	\$.05
Subtotal -- Energy Charges			\$3.56
TDU Delivery Charges			
Nuclear Decommissioning Fee	70.00	0.00020	\$.01
Customer Charge	1.00	1.26000	\$1.26
Outdoor Lighting - Facilities	1.00	6.78000	\$6.78
Distribution Cost Recovery Factor	70.00	0.00540	\$.38
Rate Case Expenses Surcharge	70.00	0.00020	\$.01
Emergency Distribution Cost Recovery	70.00	0.00060	\$.04
Subtotal - TDU Delivery Charges			\$8.48
Taxes			
STATE SALES TAX	12.01	0.0000%	\$.00
COUNTY SALES TAX	12.01	0.0000%	\$.00
CITY SALES TAX	12.01	0.0000%	\$.00
PUCA Assessment	11.99	0.1670%	\$.02
Subtotal - Taxes			\$0.02
Total Current Charges			\$12.06

The average price you paid for electric service this month was \$0.098 per kWh.

RECEIVED

JAN 13 2023

NAVARRO COUNTY
AUDITOR'S OFFICE



Navarro County Invoice Date: 1/3/2025
 Invoice #: 2098428 - 53748287 Due Date: 2/2/2025
 Account #: 1 Current Charges: \$18.60

SUPPORT

Service Period: 11/8/2024 - 12/10/2024

Shell Energy Solutions
 PUCT: 10174
 909 Fannin St
 Suite 3500
 Houston, TX 77010

Questions or Comments:
 Toll-free 877-238-5343
 AtYourService@shellenergy.com

ESI ID:
 10443720000006236

Service Address:
 448 TOWER ST OFC
 FROST, TX 76641-0121

Your Reference:

E-mail:
 tgillen@navarrocounty.org,
 janderson@ameresco.com,
 mp2energy.commercial@is-t.net

For Outages/Emergencies Call:
 AEP 877-373-4858
 CenterPoint 800-332-7143
 Nueces 361-387-2581
 Oncor 888-313-4747
 Sharyland 800-545-4513
 TNMP 888-866-7456

Contract Expiration Date: 12/01/2026

Meter	Type	Current Read	Prior Read	Multiplier	Usage (kWh)	PF	Peak Demand (kW)
162337872LG	A	7,226.	7,104.	1	122		

Energy Charges	Quantity	Unit Price	Total
Energy Rate			
Energy Rate	122.00	0.04930	\$6.01
HGAC Fee	122.00	0.00045	\$.05
ERCOT Contingency Reserve Service (ECRS)	129.00	0.00009	\$.01
Firm Fuel Supply Service	129.00	0.00030	\$.04
Market Securitization (Debt) Financing - Uplift	129.00	0.00063	\$.08
Subtotal -- Energy Charges			\$6.19
TDU Delivery Charges			
Transmission Cost Recovery Factor	122.00	0.01840	\$2.25
Meter Charge	1.00	4.61000	\$4.61
Nuclear Decommissioning Fee	122.00	0.00010	\$.02
Customer Charge	1.00	2.26000	\$2.26
Distribution System Charge	122.00	0.02130	\$2.59
Distribution Cost Recovery Factor	122.00	0.00480	\$.59
Rate Case Expenses Surcharge	122.00	0.00010	\$.01
Emergency Distribution Cost Recovery	122.00	0.00050	\$.06
Subtotal - TDU Delivery Charges			\$12.39
Taxes			
STATE SALES TAX	18.52	0.0000%	\$.00
COUNTY SALES TAX	18.52	0.0000%	\$.00
PUCA Assessment	18.5	0.1670%	\$.02
Subtotal - Taxes			\$0.02
Total Current Charges			\$18.60

The average price you paid for electric service this month was \$0.098 per kWh.

RECEIVED

JAN 13 2023

NAVARRO COUNTY
AUDITOR'S OFFICE



Navarro County Invoice Date: 1/3/2025
 Invoice #: 2098428 - 53248284 Due Date: 2/2/2025
 Account - Current Charges: \$69.73

SUPPORT

Service Period: 11/12/2024 - 12/12/2024

Shell Energy Solutions
 PUCT: 10174
 909 Fannin St
 Suite 3500
 Houston, TX 77010

Questions or Comments:
 Toll-free 877-238-5343
 AtYourService@shellenergy.com

ESI ID:
 10443720001943799

Service Address:
 907 NW 2ND ST BLDG
 KERENS, TX 75144-2427

Your Reference:

E-mail:
 tgillen@navarrocounty.org,
 janderson@ameresco.com,
 mp2energy.commercial@is-t.net

For Outages/Emergencies Call:
 AEP 877-373-4858
 CenterPoint 800-332-7143
 Nueces 361-387-2581
 Oncor 888-313-4747
 Sharyland 800-545-4513
 TNMP 888-866-7456

Contract Exolration Date: 12/01/2026

The average price you paid for electric service this month was \$0.098 per kWh.

Meter	Type	Current Read	Prior Read	Multiplier	Usage (kWh)	PF	Peak Demand (kW)
139109985LG	A	92,327.	91,678.	1	649		

Energy Charges	Quantity	Unit Price	Total
Energy Rate	649.00	0.04930	\$32.00
HGAC Fee	649.00	0.00045	\$.29
ERCOT Contingency Reserve Service (ECRS)	687.00	0.00007	\$.05
Firm Fuel Supply Service	687.00	0.00034	\$.23
Market Securitization (Debt) Financing - Uplift	687.00	0.00062	\$.43
Subtotal -- Energy Charges			\$33.00
TDU Delivery Charges			
Transmission Cost Recovery Factor	649.00	0.01840	\$11.96
Meter Charge	1.00	4.61000	\$4.61
Nuclear Decommissioning Fee	649.00	0.00010	\$.08
Customer Charge	1.00	2.26000	\$2.26
Distribution System Charge	649.00	0.02130	\$13.79
Energy Efficiency Cost Recovery Factor	649.00	0.00000	\$.02
Distribution Cost Recovery Factor	649.00	0.00480	\$3.12
Rate Case Expenses Surcharge	649.00	0.00010	\$.04
Emergency Distribution Cost Recovery	649.00	0.00050	\$.34
Subtotal - TDU Delivery Charges			\$36.22
Taxes			
STATE SALES TAX	69.29	0.0000%	\$.00
COUNTY SALES TAX	69.29	0.0000%	\$.00
CITY SALES TAX	69.29	0.0000%	\$.00
PUCA Assessment	68.79	0.1670%	\$.11
Miscellaneous Gross Receipts Fee	68.79	0.5810%	\$.40
Subtotal -- Taxes			\$0.51
Total Current Charges			\$69.73

RECEIVED

JAN 13 2023

NAVARRO COUNTY
 AUDITOR'S OFFICE



Navarro County
 Invoice #: 2098428 - 53248283
 Account

Invoice Date: 1/3/2025
 Due Date: 2/2/2025
 Current Charges: \$69.24

SUPPORT

Service Period: 11/12/2024 - 12/12/2024

Shell Energy Solutions
 PUCT: 10174
 909 Fannin St
 Suite 3500
 Houston, TX 77010

Questions or Comments:
 Toll-free 877-238-5343
 AtYourService@shellenergy.com

ESI ID:
 10443720009324651

Service Address:
 205 SE 3RD ST
 KERENS, TX 75144-3117

Your Reference:

E-mail:
 tgillen@navarrocounty.org,
 janderson@ameresco.com,
 mp2energy.commercial@is-t.net

For Outages/Emergencies Call:
 AEP 877-373-4858
 CenterPoint 800-332-7143
 Nueces 361-387-2581
 Oncor 888-313-4747
 Sharyland 800-545-4513
 TNMP 888-866-7456

Contract Expiration Date: 12/01/2026

The average price you paid for electric service this month was \$0.098 per kWh.

Meter	Type	Current Read	Prior Read	Multiplier	Usage (kWh)	PF	Peak Demand (kW)
114608325LG	A	44,827.	44,183.	1	644		

Energy Charges	Quantity	Unit Price	Total
Energy Rate	644.00	0.04930	\$31.75
HGAC Fee	644.00	0.00045	\$.29
ERCOT Contingency Reserve Service (ECRS)	682.00	0.00007	\$.05
Firm Fuel Supply Service	682.00	0.00034	\$.23
Market Securitization (Debt) Financing - Uplift	682.00	0.00062	\$.43
Subtotal -- Energy Charges			\$32.75
TDU Delivery Charges			
Transmission Cost Recovery Factor	644.00	0.01840	\$11.86
Meter Charge	1.00	4.61000	\$4.61
Nuclear Decommissioning Fee	644.00	0.00010	\$.08
Customer Charge	1.00	2.26000	\$2.26
Distribution System Charge	644.00	0.02130	\$13.69
Energy Efficiency Cost Recovery Factor	644.00	0.00000	\$.02
Distribution Cost Recovery Factor	644.00	0.00480	\$3.10
Rate Case Expenses Surcharge	644.00	0.00010	\$.04
Emergency Distribution Cost Recovery	644.00	0.00050	\$.33
Subtotal - TDU Delivery Charges			\$35.99
Taxes			
STATE SALES TAX	68.81	0.0000%	\$.00
COUNTY SALES TAX	68.81	0.0000%	\$.00
CITY SALES TAX	68.81	0.0000%	\$.00
PUCA Assessment	68.31	0.1670%	\$.11
Miscellaneous Gross Receipts Fee	68.31	0.5810%	\$.39
Subtotal - Taxes			\$0.50
Total Current Charges			\$69.24

RECEIVED

JAN 13 2023

NAVARRO COUNTY
 AUDITOR'S OFFICE



Navarro County Invoice Date: 1/3/2025
 Invoice #: 2098428 - 53248280 Due Date: 2/2/2025
 Account Current Charges: \$51.23

SUPPORT

Service Period: 11/8/2024 - 12/10/2024

Shell Energy Solutions
 PUCT: 10174
 909 Fannin St
 Suite 3500
 Houston, TX 77010

Questions or Comments:
 Toll-free 877-238-5343
 AtYourService@shellenergy.com

ESI ID:
 10443720002001087

Service Address:
 104 2ND ST BARN
 BLOOMING GROVE, TX 76626-9780

Your Reference:

E-mail:
 tgillen@navarrocounty.org,
 janderson@ameresco.com,
 mp2energy.commercial@is-t.net

For Outages/Emergencies Call:
 AEP 877-373-4858
 CenterPoint 800-332-7143
 Nueces 361-387-2581
 Oncor 888-313-4747
 Sharyland 800-545-4513
 TNMP 888-866-7456

Contract Expiration Date: 12/01/2026

Meter	Type	Current Read	Prior Read	Multiplier	Usage (kWh)	PF	Peak Demand (kW)
144771163LG	A	47,170.	46,709.	1	461		

Energy Charges	Quantity	Unit Price	Total
Energy Rate	461.00	0.04930	\$22.73
HGAC Fee	461.00	0.00045	\$.21
ERCOT Contingency Reserve Service (ECRS)	486.00	0.00009	\$.04
Firm Fuel Supply Service	486.00	0.00030	\$.14
Market Securitization (Debt) Financing - Uplift	486.00	0.00063	\$.30
Subtotal -- Energy Charges			\$23.42
TDU Delivery Charges			
Transmission Cost Recovery Factor	461.00	0.01840	\$8.49
Meter Charge	1.00	4.61000	\$4.61
Nuclear Decommissioning Fee	461.00	0.00010	\$.06
Customer Charge	1.00	2.26000	\$2.26
Distribution System Charge	461.00	0.02130	\$9.80
Energy Efficiency Cost Recovery Factor	461.00	0.00000	\$.02
Distribution Cost Recovery Factor	461.00	0.00480	\$2.22
Rate Case Expenses Surcharge	461.00	0.00010	\$.03
Emergency Distribution Cost Recovery	461.00	0.00050	\$.24
Subtotal - TDU Delivery Charges			\$27.73
Taxes			
STATE SALES TAX	50.91	0.0000%	\$.00
COUNTY SALES TAX	50.91	0.0000%	\$.00
CITY SALES TAX	50.91	0.0000%	\$.00
PUCA Assessment	50.83	0.1670%	\$.08
Subtotal -- Taxes			\$0.08
Total Current Charges			\$51.23

The average price you paid for electric service this month was \$0.098 per kWh.

RECEIVED

JAN 13 2023

NAVARRO COUNTY
 AUDITOR'S OFFICE



Navarro County
 Invoice #: 2098428 - 53245568
 Account #

Invoice Date: 1/3/2025
 Due Date: 2/2/2025
 Current Charges: \$22.85

SUPPORT

Service Period: 11/7/2024 - 12/9/2024

Shell Energy Solutions
 PUCT: 10174
 909 Fannin St
 Suite 3500
 Houston, TX 77010

Questions or Comments:
 Toll-free 877-238-5343
 AtYourService@shellenergy.com

ESI ID:
 10443720004821036

Service Address:
 17500 FM 709 N GRDL 175W
 DAWSON, TX 76639-3314

Your Reference:

E-mail:
 tgillen@navarrocouny.org,
 janderson@ameresco.com,
 mp2energy.commercial@is-t.net

For Outages/Emergencies Call:
 AEP 877-373-4858
 CenterPoint 800-332-7143
 Nueces 361-387-2581
 Oncor 888-313-4747
 Sharyland 800-545-4513
 TNMP 888-866-7456

Contract Expiration Date: 12/01/2026

Meter	Type	Current Read	Prior Read	Multiplier	Usage (kWh)	PF	Peak Demand (kW)
10443720004821036_UNME	A			1	140		

Energy Charges	Quantity	Unit Price	Total
Energy Rate	140.00	0.04930	\$6.90
HGAC Fee	140.00	0.00045	\$.06
ERCOT Contingency Reserve Service (ECRS)	146.00	0.00009	\$.01
Firm Fuel Supply Service	146.00	0.00029	\$.04
Market Securitization (Debt) Financing - Uplift	146.00	0.00063	\$.09
Subtotal -- Energy Charges			\$7.10
TDU Delivery Charges			
Nuclear Decommissioning Fee	140.00	0.00020	\$.02
Customer Charge	1.00	1.26000	\$1.26
Outdoor Lighting - Facilities	2.00	6.78000	\$13.56
Distribution Cost Recovery Factor	140.00	0.00540	\$.76
Rate Case Expenses Surcharge	140.00	0.00020	\$.03
Emergency Distribution Cost Recovery	140.00	0.00060	\$.09
Subtotal - TDU Delivery Charges			\$15.72
Taxes			
STATE SALES TAX	22.74	0.0000%	\$.00
COUNTY SALES TAX	22.74	0.0000%	\$.00
CITY SALES TAX	22.74	0.0000%	\$.00
PUCA Assessment	22.71	0.1670%	\$.03
Subtotal -- Taxes			\$0.03
Total Current Charges			\$22.85

The average price you paid for electric service this month was \$0.098 per kWh.

RECEIVED

JAN 13 2023

NAVARRO COUNTY
 AUDITOR'S OFFICE



Navarro County Invoice Date: 1/3/2025
 Invoice #: 2098428 - 53245550 Due Date: 2/2/2025
 Account # Current Charges: \$9.95

SUPPORT

Service Period: 11/7/2024 - 12/9/2024

Shell Energy Solutions
 PUCT: 10174
 909 Fannin St
 Suite 3500
 Houston, TX 77010

Meter	Type	Current Read	Prior Read	Multiplier	Usage (kWh)	PF	Peak Demand (kW)
10443720009005422_UNME	A			1	40		

Questions or Comments:
 Toll-free 877-238-5343
 AtYourService@shellenergy.com

ESI ID:
 10443720009005422

Service Address:
 17500 FM 709 N GRDL 2
 DAWSON, TX 76639-3314

Your Reference:

E-mail:
 tgillen@navarrocounty.org,
 janderson@ameresco.com,
 mp2energy.commercial@is-t.net

For Outages/Emergencies Call:
 AEP 877-373-4858
 CenterPoint 800-332-7143
 Nueces 361-387-2581
 Oncor 888-313-4747
 Sharyland 800-545-4513
 TNMP 888-866-7456

Contract Expiration Date: 12/01/2026

Energy Charges	Quantity	Unit Price	Total
Energy Rate	40.00	0.04930	\$1.97
HGAC Fee	40.00	0.00045	\$.02
ERCOT Contingency Reserve Service (ECRS)	42.00	0.00009	\$.00
Firm Fuel Supply Service	42.00	0.00029	\$.01
Market Securitization (Debt) Financing - Uplift	42.00	0.00063	\$.03
Subtotal -- Energy Charges			\$2.03
TDU Delivery Charges			
Nuclear Decommissioning Fee	40.00	0.00020	\$.01
Customer Charge	1.00	1.26000	\$1.26
Outdoor Lighting - Facilities	1.00	6.38000	\$6.38
Distribution Cost Recovery Factor	40.00	0.00540	\$.22
Rate Case Expenses Surcharge	40.00	0.00020	\$.01
Emergency Distribution Cost Recovery	40.00	0.00060	\$.03
Subtotal - TDU Delivery Charges			\$7.91
Taxes			
STATE SALES TAX	9.91	0.0000%	\$.00
COUNTY SALES TAX	9.91	0.0000%	\$.00
CITY SALES TAX	9.91	0.0000%	\$.00
PUCA Assessment	9.9	0.1670%	\$.01
Subtotal - Taxes			\$0.01
Total Current Charges			\$9.95

The average price you paid for electric service this month was \$0.098 per kWh.

RECEIVED

JAN 13 2023

NAVARRO COUNTY
AUDITOR'S OFFICE



Navarro County
 Invoice #: 2098428 - 53244368
 Account

Invoice Date: 1/3/2025
 Due Date: 2/2/2025
 Current Charges: \$102.98

SUPPORT

Service Period: 11/7/2024 - 12/9/2024

Shell Energy Solutions
 PUCT: 10174
 909 Fannin St
 Suite 3500
 Houston, TX 77010

Questions or Comments:
 Toll-free 877-238-5343
 AtYourService@shellenergy.com

ESI ID:
 10443720001166628

Service Address:
 17500 FM 709 N
 DAWSON, TX 76639-3314

Your Reference:

E-mail:
 tgillen@navarrocounty.org,
 janderson@ameresco.com,
 mp2energy.commercial@is-t.net

For Outages/Emergencies Call:
 AEP 877-373-4858
 CenterPoint 800-332-7143
 Nueces 361-387-2581
 Oncor 888-313-4747
 Sharyland 800-545-4513
 TNMP 888-866-7456

Contract Expiration Date: 12/01/2026

The average price you paid for electric service this month was \$0.098 per kWh.

Meter	Type	Current Read	Prior Read	Multiplier	Usage (kWh)	PF	Peak Demand (kW)
158757465LG	A	68,735.	67,736.	1	999		

Energy Charges	Quantity	Unit Price	Total
Energy Rate	999.00	0.04930	\$49.25
HGAC Fee	999.00	0.00045	\$.45
ERCOT Contingency Reserve Service (ECRS)	1,053.00	0.00009	\$.10
Firm Fuel Supply Service	1,053.00	0.00028	\$.30
Market Securitization (Debt) Financing - Uplift	1,053.00	0.00063	\$.66
Subtotal -- Energy Charges			\$50.76
TDU Delivery Charges			
Transmission Cost Recovery Factor	999.00	0.01840	\$18.40
Meter Charge	1.00	4.61000	\$4.61
Nuclear Decommissioning Fee	999.00	0.00010	\$.13
Customer Charge	1.00	2.26000	\$2.26
Distribution System Charge	999.00	0.02130	\$21.23
Energy Efficiency Cost Recovery Factor	999.00	0.00000	\$.04
Distribution Cost Recovery Factor	999.00	0.00480	\$4.81
Rate Case Expenses Surcharge	999.00	0.00010	\$.05
Emergency Distribution Cost Recovery	999.00	0.00050	\$.52
Subtotal - TDU Delivery Charges			\$52.05
Taxes			
STATE SALES TAX	102.31	0.0000%	\$.00
COUNTY SALES TAX	102.31	0.0000%	\$.00
CITY SALES TAX	102.31	0.0000%	\$.00
PUCA Assessment	102.14	0.1670%	\$.17
Subtotal - Taxes			\$0.17
Total Current Charges			\$102.98

RECEIVED

JAN 13 2023

NAVARRO COUNTY
 AUDITOR'S OFFICE



Navarro County Invoice Date: 1/3/2025
 Invoice #: 2098428 - 53237874 Due Date: 2/2/2025
 Account Current Charges: \$5,311.22

SUPPORT

Service Period: 10/30/2024 - 12/2/2024

Shell Energy Solutions
 PUCT: 10174
 909 Fannin St
 Suite 3500
 Houston, TX 77010

Questions or Comments:
 Toll-free 877-238-5343
 AtYourService@shellenergy.com

ESI ID:
 10443720007594260

Service Address:
 6303 COMMERCE DR STE 100
 IRVING, TX 75063-6083

Your Reference:

E-mail:
 tgillen@navarrocounty.org,
 janderson@ameresco.com,
 mp2energy.commercial@is-t.net

For Outages/Emergencies Call:
 AEP 877-373-4858
 CenterPoint 800-332-7143
 Nueces 361-387-2581
 Oncor 888-313-4747
 Sharyland 800-545-4513
 TNMP 888-866-7456

Contract Expiration Date: 12/01/2026

The average price you paid for electric service this month was \$0.098 per kWh.

Meter	Type	Current Read	Prior Read	Multiplier	Usage (kWh)	PF	Peak Demand (kW)
113503267LG	A	46,062	45,816	200	49,200	0.993	177.00

Energy Charges	Quantity	Unit Price	Total
Energy Rate	49,200.00	0.06449	\$3,172.91
Market Securitization (Debt) Financing - Default	50,727.00	0.00001	\$.50
Market Securitization (Debt) Financing - Uplift	50,727.01	0.00062	\$31.30
ERCOT Contingency Reserve Service (ECRS)	50,727.00	0.00010	\$4.84
Firm Fuel Supply Service	50,727.00	0.00021	\$10.42
Subtotal -- Energy Charges			\$3,219.97
TDU Delivery Charges			
Customer Charge	1.00	11.13000	\$11.13
Meter Charge	1.00	21.30000	\$21.30
Distribution System Charge	177.00	5.12100	\$906.42
Distribution Cost Recovery Factor	177.00	0.61450	\$108.76
Emergency Distribution Cost Recovery	177.00	0.13480	\$23.87
Nuclear Decommissioning Fee	177.00	0.04500	\$7.97
Transmission Cost Recovery Factor	177.00	4.95900	\$877.75
Energy Efficiency Cost Recovery Factor	49,200.00	0.00040	\$20.02
Rate Case Expenses Surcharge	177.00	0.01220	\$2.16
Subtotal - TDU Delivery Charges			\$1,979.38
Taxes			
STATE SALES TAX	5,281.05	0.0000%	\$.00
DALLAS MTA	5,281.05	0.0000%	\$.00
CITY SALES TAX	5,281.05	0.0000%	\$.00
PUCA Assessment	5,169.2	0.1670%	\$8.64
Miscellaneous Gross Receipts Fee	5,169.2	1.9970%	\$103.23
Subtotal - Taxes			\$111.87
Total Current Charges			\$5,311.22

RECEIVED

JAN 13 2023

NAVARRO COUNTY
 AUDITOR'S OFFICE



Navarro County
 Invoice #: 2098428 - 53237466
 Account #

Invoice Date: 1/3/2025
 Due Date: 2/2/2025
 Current Charges: \$35.74

SUPPORT

Service Period: 10/31/2024 - 12/3/2024

Shell Energy Solutions
 PUCT: 10174
 909 Fannin St
 Suite 3500
 Houston, TX 77010

Questions or Comments:
 Toll-free 877-238-5343
 AtYourService@shellenergy.com

ESI ID:
 10443720001889425

Service Address:
 700 S AUSTIN AVE
 RICHLAND, TX 76681-4440

Your Reference:

E-mail:
 tgillen@navarrocounty.org,
 janderson@ameresco.com,
 mp2energy.commercial@is-t.net

For Outages/Emergencies Call:
 AEP 877-373-4858
 CenterPoint 800-332-7143
 Nueces 361-387-2581
 Oncor 888-313-4747
 Sharyland 800-545-4513
 TNMP 888-866-7456

Contract Expiration Date: 12/01/2026

The average price you paid for electric service this month was \$0.098 per kWh.

Meter	Type	Current Read	Prior Read	Multiplier	Usage (kWh)	PF	Peak Demand (kW)
115496496LG	A	15,661.	15,357.	1	304		

Energy Charges	Quantity	Unit Price	Total
Energy Rate	304.00	0.04930	\$14.99
HGAC Fee	304.00	0.00045	\$.14
ERCOT Contingency Reserve Service (ECRS)	319.00	0.00010	\$.03
Firm Fuel Supply Service	319.00	0.00021	\$.07
Market Securitization (Debt) Financing - Uplift	319.02	0.00063	\$.20
Subtotal -- Energy Charges			\$15.43
TDU Delivery Charges			
Customer Charge	1.00	2.26000	\$2.26
Meter Charge	1.00	4.61000	\$4.61
Distribution System Charge	304.00	0.02130	\$6.46
Distribution Cost Recovery Factor	304.00	0.00360	\$1.09
Rate Case Expenses Surcharge	304.00	0.00010	\$.02
Nuclear Decommissioning Fee	304.00	0.00010	\$.04
Transmission Cost Recovery Factor	304.00	0.01840	\$5.60
Energy Efficiency Cost Recovery Factor	304.00	0.00000	\$.01
Emergency Distribution Cost Recovery	304.00	0.00050	\$.16
Subtotal - TDU Delivery Charges			\$20.25
Taxes			
STATE SALES TAX	35.53	0.0000%	\$.00
COUNTY SALES TAX	35.53	0.0000%	\$.00
CITY SALES TAX	35.53	0.0000%	\$.00
PUCA Assessment	35.47	0.1670%	\$.06
Subtotal - Taxes			\$0.06
Total Current Charges			\$35.74

RECEIVED

JAN 13 2023

NAVARRO COUNTY
 AUDITOR'S OFFICE



Navarro County
 Invoice #: 2098428 - 53231774
 Account #:

Invoice Date: 1/3/2025
 Due Date: 2/2/2025
 Current Charges: \$22.11

SUPPORT

Service Period: 10/29/2024 - 11/27/2024

Shell Energy Solutions
 PUCT: 10174
 909 Fannin St
 Suite 3500
 Houston, TX 77010

Questions or Comments:
 Toll-free 877-238-5343
 AtYourService@shellenergy.com

ESI ID:
 10443720002133595

Service Address:
 913 NW 2ND ST
 KERENS, TX 75144-2427

Your Reference:

E-mail:
 tgillen@navarrocounty.org,
 janderson@ameresco.com,
 mp2energy.commercial@is-t.net

For Outages/Emergencies Call:
 AEP 877-373-4858
 CenterPoint 800-332-7143
 Nueces 361-387-2581
 Oncor 888-313-4747
 Sharyland 800-545-4513
 TNMP 888-866-7456

Contract Expiration Date: 12/01/2026

Meter	Type	Current Read	Prior Read	Multiplier	Usage (kWh)	PF	Peak Demand (kW)
197208240LG	A	279.	165.	1	114		

Energy Charges	Quantity	Unit Price	Total
Energy Rate			
Energy Rate	114.00	0.07318	\$8.34
HGAC Fee	114.00	0.00045	\$.05
ERCOT Contingency Reserve Service (ECRS)	120.00	0.00011	\$.01
Firm Fuel Supply Service	120.00	0.00016	\$.02
Market Securitization (Debt) Financing - Uplift	120.01	0.00058	\$.07
Subtotal -- Energy Charges			\$8.49
TDU Delivery Charges			
Transmission Cost Recovery Factor	114.00	0.01840	\$2.10
Meter Charge	1.00	4.61000	\$4.61
Nuclear Decommissioning Fee	114.00	0.00010	\$.01
Customer Charge	1.00	2.26000	\$2.26
Distribution System Charge	114.00	0.02130	\$2.42
Distribution Cost Recovery Factor	114.00	0.00360	\$.41
Rate Case Expenses Surcharge	114.00	0.00010	\$.01
Subtotal - TDU Delivery Charges			\$11.82
Taxes			
STATE SALES TAX	20.39	6.2500%	\$1.27
COUNTY SALES TAX	20.39	0.5000%	\$.09
CITY SALES TAX	20.39	1.5000%	\$.31
PUCA Assessment	20.24	0.1670%	\$.02
Miscellaneous Gross Receipts Fee	20.24	0.5810%	\$.11
Subtotal -- Taxes			\$1.80
Total Current Charges			\$22.11

The average price you paid for electric service this month was \$0.098 per kWh.

RECEIVED

JAN 13 2023

NAVARRO COUNTY
AUDITOR'S OFFICE



Navarro County
 Invoice #: 2098428 - 53229994
 Account

Invoice Date: 1/3/2025
 Due Date: 2/2/2025
 Current Charges: \$55.59

SUPPORT

Service Period: 10/28/2024 - 11/26/2024

Meter	Type	Current Read	Prior Read	Multiplier	Usage (kWh)	PF	Peak Demand (kW)
133879874LG	A	20,325.	19,820.	1	505		

Shell Energy Solutions
 PUCT: 10174
 909 Fannin St
 Suite 3500
 Houston, TX 77010

Questions or Comments:
 Toll-free 877-238-5343
 AtYourService@shellenergy.com

ESI ID:
 10443720000629740

Service Address:
 516 N 13TH ST
 CORSICANA, TX 75110-3008

Your Reference:

E-mail:
 tgillen@navarrocounty.org,
 janderson@ameresco.com,
 mp2energy.commercial@is-t.net

For Outages/Emergencies Call:
 AEP 877-373-4858
 CenterPoint 800-332-7143
 Nueces 361-387-2581
 Oncor 888-313-4747
 Sharyland 800-545-4513
 TNMP 888-866-7456

Contract Expiration Date: 12/01/2026

Energy Charges	Quantity	Unit Price	Total
Energy Rate	505.00	0.04930	\$24.90
HGAC Fee	505.00	0.00045	\$.23
ERCOT Contingency Reserve Service (ECRS)	530.00	0.00011	\$.06
Firm Fuel Supply Service	530.00	0.00015	\$.08
Market Securitization (Debt) Financing - Uplift	530.01	0.00060	\$.32
Subtotal -- Energy Charges			\$25.59
TDU Delivery Charges			
Transmission Cost Recovery Factor	505.00	0.01840	\$9.30
Meter Charge	1.00	4.61000	\$4.61
Nuclear Decommissioning Fee	505.00	0.00010	\$.07
Customer Charge	1.00	2.26000	\$2.26
Distribution System Charge	505.00	0.02130	\$10.73
Energy Efficiency Cost Recovery Factor	505.00	0.00000	\$.02
Distribution Cost Recovery Factor	505.00	0.00360	\$1.80
Rate Case Expenses Surcharge	505.00	0.00010	\$.03
Subtotal - TDU Delivery Charges			\$28.82
Taxes			
STATE SALES TAX	55.23	0.0000%	\$.00
COUNTY SALES TAX	55.23	0.0000%	\$.00
CITY SALES TAX	55.23	0.0000%	\$.00
PUCA Assessment	54.06	0.1670%	\$.09
Miscellaneous Gross Receipts Fee	54.06	1.9970%	\$1.09
Subtotal - Taxes			\$1.18
Total Current Charges			\$55.59

The average price you paid for electric service this month was \$0.098 per kWh.

RECEIVED

JAN 13 2023

NAVARRO COUNTY
 AUDITOR'S OFFICE

MAIL PAYMENTS TO:
 M.E.N. WATER SUPPLY CORP.
 P.O. BOX 3019
 CORSICANA, TEXAS 75151-3019
 (903) 872-1899
 Office located at 8542 S. Hwy. 287 (Intersection U.S. 287 & F.M. 3243, Eureka, TX)

OFFICE HOURS
 Monday - Friday
 26th - 20th 9:00a.m. - 5:00p.m.
 21st - 25th Closed - Open
 by appointment only
www.menwsc.mytwalwater.com

FIRST-CLASS MAIL
 AIR TO
 U.S. POSTAGE
 PAID
 CORSICANA, TX
 PERMIT NO. 367

SERVICES	Current	Meter Readings Previous	Usage	CHARGES
Water	1347300	1347300	0	\$0.85
Tax				0.15
Past Due				\$5.00
Total Due				\$36.00
*** After Due Date Penalty \$41.00 ***				
301 SE CR 3150				

CUSTOMER	DUPLICATE DATE 1/20/2025
TOTAL DUE UPON RECEIPT 36.00	AFTER DUE DATE FAY 41.00

MAIL THIS STUB WITH YOUR PAYMENT

JAN 13 2025

NAVARRO COUNTY
 THIS MONTH'S USAGE WAS ESTIMATED. QUESTIONS
 Office Hours
 Monday - Friday 26th - 20th 9:00AM - 5:00PM
 Closed 21st - 25th
 NEW Website www.menwater.com

NAVARRO CO. COURTHOUSE
 Precinct 2-Caston Park
 300 W 3rd Ave Ste 10
 Corsicana TX 75110-4672



Account # 775



CITY OF BLOOMING GROVE
 P.O. BOX 237
 BLOOMING GROVE, TX 76626
 OFFICE - (903) 695-2711
 Equal Opportunity Provider

METER READING		SERVICE I.D.	
4100-SEW	PRESENT 43	PREVIOUS 20	00072
2102-SANI	USAGE 12300		CHARGES 120.23
			60.40
			15.71

RECEIVED

JAN 06 2023

NAVARRO COUNTY

AUDITOR'S OFFICE

METER READ MONTH 31 DAY	TOTAL DUE BEFORE DISCOUNT	AMOUNT DUE
FIRST SECOND STREET 104	196.574	206.594
BLOOMING GROVE, TX 76626	AFTER DISCOUNT	

FIRST-CLASS MAIL
 U.S. POSTAGE
 PAID
 PERMIT NO. 25
 BLOOMING GROVE, TX

CUSTOMER ROUTE	TOTAL AMOUNT DUE
	206.594
NET AMOUNT TO BE PAID	TOTAL AMOUNT TO BE PAID
196.34	206.34

MAIL THIS STUB WITH YOUR PAYMENT
 PAYABLE TO CITY OF BLOOMING GROVE

NAVARRO COUNTY BARN #4
 300 W. 3RD AVE. SUITE 4
 CORSICANA, TX 75110-



CITY OF RICHLAND
 P.O. Box 179
 Richland, Texas 76881-0179
 (903) 362-3707



SERVICES	12/31/2024 - 700 S Austin	CHARGES
Water	108010 107720 290	37.46
Total Due		\$37.46
*** After Due Date Penalty	0.00	\$ 37.46

RECEIVED

JAN 06 2023

**NAVARRO COUNTY
 AUDITOR'S OFFICE**

Last payment received 12/26/24 for \$37.46
 The 2023 CCR is available on the City of Richland website
 Please use the following link to view the report:
 CITY OFFICE WILL BE CLOSED JANUARY 20, 2025
 HAPPY NEW YEAR
 From 11/19/2024 TO
 12/31/2024

City of Richland

CUSTOMER ACCOUNT	DUE DATE PAST DUE AFTER THIS DATE
[Blank]	1/15/2025
TOTAL DUE UPON RECEIPT	STEP DUE DATE PAY
37.46	37.46

MAIL THIS STUB WITH YOUR PAYMENT

Navarro County Precinct 3
 c/o County Auditor
 300 W. 3rd Ave., Ste. 4
 Corsicana TX 75110

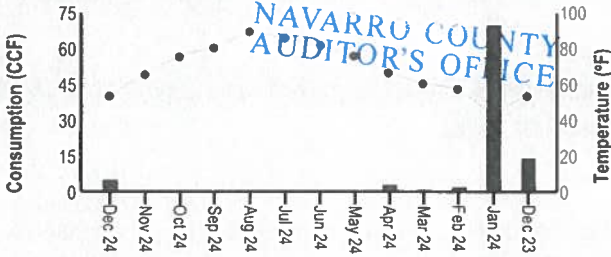


RECEIVED

Account Number:
Customer Name: NAVARRO COUNTY
Service Address: 313 W 3RD AVE
CORNICANA TX 75110-4665

DUE DATE **TOTAL DUE**
01/15/25 **\$150.68**

Gas Usage Trend



Account Summary
Billing Date: 12/31/24

Previous Balance 145.97
Payment(s) -145.97
Current Charges 150.68

Total Amount Due **\$150.68**

(see reverse for billing details)

Important Messages from Your Natural Gas Company

This month's bill may include a WNA (Weather Normalization Adjustment) surcharge or credit. This is a seasonal adjustment that is a credit when the weather is colder than normal or a surcharge when the weather is warmer than normal. To learn more visit atmosenergy.com/mybill.

CUSTOMER CHARGE EXPLANATION

The customer charge on your bill reflects a basic charge of \$43.50, a Conservation and Energy Efficiency surcharge of \$0.00, a 2018 GRIP surcharge of \$8.74, a 2019 GRIP surcharge of \$14.54, a 2020 GRIP surcharge of \$14.48, a 2021 GRIP surcharge of \$16.47, a 2022 GRIP surcharge of \$16.63, and a 2023 GRIP surcharge of \$22.32, for a net customer charge of \$136.68. The Gas Reliability Infrastructure Programs Surcharge (GRIP) is a surcharge to recover the costs of utility plant projects that have been completed since the last rate case pursuant to Texas Utilities Code Sec. 104.301. This surcharge will appear on your bill until it is rolled into regular rates following the next rate case. For more information about your bill, visit atmosenergy.com/bill.

Go paperless with E-Bill and sign up for other billing and payment options at www.atmosenergy.com.

For instructions on reading your Atmos Energy bill, please visit www.atmosenergy.com/yourbill.

CONTACT US:

Emergency Phone 24/7: 1-866-322-8667
Customer Service M-F 7am - 6pm CST:
1-888-286-6700

Scan Here



To Make a Payment

YOUR RIGHTS AS A CUSTOMER

For a free copy of our Service Guidelines/Your Rights as a Customer, call our Customer Contact Center toll-free at 888.286.6700, or visit www.atmosenergy.com/TexasInfo.

The information is provided at no charge.

You may also write to:
Gas Services Division
Railroad Commission of Texas
P.O. Box Drawer 12967
Austin, TX 78711

Return this portion with your check or money order and include your account number. If paying in person, please bring the bill.



Account Number **Due Date** **Total Amount Due**
 01/15/2025 **\$150.68**



Amount Enclosed: \$ 150.68



To update your mailing address or donate to energy assistance check here and complete the form on the back.

NAVARRO COUNTY
300 W 3RD AVE STE 4
CORNICANA TX 75110-4603

ATMOS ENERGY
PO Box 740353
Cincinnati Ohio 45274-0353



CITY OF DAWSON
 P.O. BOX 400, DAWSON, TEXAS 76639
 (254) 578-1515

**SEE TERMS
 ON BACK**

12/26/2024

SERVICES	Current	Meter Readings		CHARGES
		Previous	Usage	
Water	614600	612500	2100	\$2.70
Vol. Fire				2.00
Total Due				\$54.70

*** After Due Date Penalty 30.00 \$ 84.70 ***

RECEIVED

JAN 02 2023

Payment received 1/2/2023
NAVARRO COUNTY
 AUDITOR'S OFFICE
 2023 CCR IS AVAILABLE ON CITY WEBSITE
 PLEASE CLICK BELOW TO VIEW THE CCR
<https://cityofdawson.com/ccr/>

FIRST-CLASS MAIL
 U.S. POSTAGE
 PAID
 DAWSON, TX 76639
 PERMIT NO. 1

RETURN
 SERVICE
 REQUESTED

CUSTOMER ACCOUNT	DUE DATE PAST DUE AFTER THIS DATE 1/15/2025
TOTAL DUE UPON RECEIPT 54.70	AMOUNT PAID 84.70

MAIL THIS STUB WITH YOUR PAYMENT

NAVARRO COUNTY PRICING
 EDDIE MOORE
 300 W. 3RD AVE. STE 4
 CORSICANA TX 75109





CITY OF KERENS
 P.O. BOX 160, KERENS, TEXAS 75144
 (903) 396-2971

12/30/2024 907 NW Second

SERVICES	Current	Meter Readings Previous	Usage	CHARGES
Water	38900	32500	6400	86.51
Sewage				48.12
Sanitation				31.45
Streets				2.00
Clean Kerens				0.50
Total Due				\$168.58

*** After Due Date 0.00 \$ 168.58 ***

RECEIVED

Last payment received 12/11/24 for **JAN 02 2023**

CALL 903-396-2971 **NAVARRO COUNTY**
 *TO UPDATE CONTACT INFORMATION *
AUDITOR'S OFFICE



RETURN
 SERVICE
 REQUESTED

PRESORTED
 FIRST-CLASS MAIL
 U.S. POSTAGE
 PAID
 KERENS, TX 75144
 PERMIT NO. 26

CUSTOMER ACCOUNT	DUE DATE PAST DUE AFTER THIS DATE 1/10/2025
TOTAL DUE UPON RECEIPT 168.58	AFTER DUE DATE PAY 168.58

MAIL THIS STUB WITH YOUR PAYMENT
 ALL PAYMENTS MUST BE RECEIVED BEFORE THE 20TH OF EACH
 MONTH TO AVOID TERMINATING SERVICE AND ADDITIONAL FEES.

Navarro County Precinct 2
 Navarro County Auditor
 300 W Third Ave
 Corsicana TX 75110-4672

Chatfield Water Supply Co
 P O Box 158
 Powell, TX 75153
 (903) 345-3463

RETURN SERVICE REQUESTED

FIRST-CLASS MAIL
 US POSTAGE PAID
 Kerens TX
 PERMIT NO.33

SERVICES	Current	Meter Readings		CHARGES
		Previous	Usage	
Water	2900	2900	0	32.00
TCEQ				0.16
Scholarship				0.84
Total Due				\$33.00
*** After Due Date Penalty	0.00			***

12/27/2024 Euester B Williams Par

JAN 02 2025

NAVARRO COUNTY
 AUDITOR'S OFFICE

Last payment received 12/11/24 for \$66.00.

* Pay Online or Get Alerts * www.chatfieldwsc.com
 Pay By Phone 1-877-885-7968

From 11/21/2024 TO
 12/19/2024

CUSTOMER ACCOUNT	DUE DATE PAST DUE AFTER THIS DATE
	1/16/2025
TOTAL DUE UPON RECEIPT	AFTER DUE DATE PAY
33.00	33.00

MAIL THIS STUB WITH YOUR PAYMENT

Navarro County
 Euester B Williams Park
 300 W 3rd Ave, Ste 4
 Corsicana TX 75110

Chatfield Water Supply Co
 P O Box 158
 Powell, TX 75153
 (903) 345-3463

RETURN SERVICE REQUESTED

12/27/2024 2810 NE CR 0080

SERVICES	Current	Meter Readings Previous	Usage	CHARGES
Water	209400	208600	800	81.78
TCEO				0.41
Scholarship				0.81
Total Due				\$83.00
*** After Due Date Penalty 0.00/				\$ 83.00 ***

JAN 02 2025

NAVARRO COUNTY
 AUDITOR'S OFFICE

Last payment received 12/1/24 for \$172.00.

* Pay Online or Get Alerts * www.chatfieldwsc.com
 Pay By Phone 1-877-885-7968

From 11/19/2024 TO
 12/17/2024

FIRST-CLASS MAIL
 US POSTAGE PAID
 Kerens TX
 PERMIT NO.33

CUSTOMER ACCOUNT	DUE DATE PAST DUE AFTER THIS DATE 1/16/2025
TOTAL DUE UPON RECEIPT 83.00	AFTER DUE DATE PAY 83.00

MAIL THIS STUB WITH YOUR PAYMENT

Navarro County
 County Treasurer
 300 W 3rd Ave, Ste 4
 Corsicana TX 75110

B&B WATER
 1501C N 45TH ST
 CORSICANA, TX 75110
 (903) 872-0650

DEC 30 2024
 RETURN SERVICE REQUESTED
 NAVARRO COUNTY

PRESORTED
 FIRST-CLASS MAIL
 US POSTAGE PAID
 Corsicana
 PERMIT NO.513

AUDIT 12/16/2024 4201 W HWY 22 CORSICANA TX 75110
 Route: 1

SERVICES	Current	Meter Readings Previous	Usage	CHARGES
Water	450500	447800	2700	53.09
Total Due				\$53.09

B&B WATER

CUSTOMER ACCOUNT	DUPLICATE THIS DATE
	1/15/2025

TOTAL DUE UPON RECEIPT	53.09
------------------------	-------

MAIL THIS STUB WITH YOUR PAYMENT

NAVARRO COUNTY PCT. 1
 JASON GRANT
 300 W 3RD AVE SUITE 4
 CORSICANA TX 75110

Last payment received 12/13/24 for \$79.22.

BASE RATE \$35.00 + \$6.70 PER 1000 G.
 PLEASE SEE REVERSE SIDE FOR ONLINE PAYMENT OPTIONS.
 SIGN UP FOR ALERTS @ <http://bbwater.myruralwater.com>
 ACCOUNTS THAT PAST DUE 10 DAYS AFTER 15TH WILL BE LC

From 11/20/2024 TO 12/16/2024